

Download the template I used to create this itinerary from my shop:

<https://www.allaboutplannersshop.com.au/editable-instant-download-bundles/travel-planner/travel-planning-itinerary-use-in-word-or-google-docs/>



More info about how I use this template (and a video walkthrough) on my blog:

<https://allaboutplanners.com.au/how-i-use-microsoft-word-to-plan-my-travel-itinerary-my-template-planning-process/>

I use this template in conjunction with travel planning excel spreadsheets:

<https://allaboutplanners.com.au/how-i-use-excel-to-organize-all-my-travel-plans-research-itinerary-hotel-tours-bookings-packing-list-etc/>



The excel spreadsheets I use are also available in my shop:

<https://www.allaboutplannersshop.com.au/editable-instant-download-bundles/travel-planner/travel-planning-spreadsheets-excel-google-sheets-or-numbers-for-mac/>

Any questions, please contact me (Rachael) via allaboutplanners@gmail.com

EUROPE

SEPTEMBER & OCTOBER (2019)



**Finland
Estonia
Latvia
Lithuania
Netherlands
Belgium
Luxembourg
Czech Republic
Croatia
Slovenia
Germany**

OUR TRIP

OUR TRIP	3
DENMARK (COUNTRY #1).....	6
1. GOOD TO KNOW	7
DAY 1 – Wednesday - 11th Sep - Copenhagen	8
DAY 2 – Thursday - 12th Sep - Copenhagen	9
DAY 3 – Friday – 13th Sep - Copenhagen	11
FINLAND (COUNTRY #2)	13
2. GOOD TO KNOW	14
DAY 4 – Saturday - 14th Sep Helsinki	15
DAY 5 – Sunday - 15th Sep Helsinki	18
DAY 6 – Monday - 16th Sep – Porvoo Day Trip.....	19
DAY 7 – Tuesday - 17th Sep – Rovaniemi & Northern Lights	21
DAY 8 – Wednesday - 18th Sep – Rovaniemi	22
DAY 9 – Thursday - 19th Sep – Rovaniemi	23
ESTONIA (COUNTRY #3).....	24
3. GOOD TO KNOW	25
3. CURRENCY.....	25
3. GOOD TO KNOW	25
3. COMMON PHRASES (ESTONIAN).....	26
DAY 10 – Friday - 20th Sep – Rovaniemi to Tallin	27
DAY 11 – Saturday – 21 st Sep – Tallin	28
DAY 12 – Sunday – 22 nd Sep – Laheema National Park Day Trip	29
LATVIA (COUNTRY #4)	30
4. CURRENCY.....	31
4. GOOD TO KNOW	31
4. COMMON PHRASES (LATVIAN).....	31
DAY 13 – Monday – 23 rd Sep – Tallin to Riga	32
DAY 14 – Tuesday – 24 th Sep – Riga	33
DAY 15 – Wednesday – 25 th Sep – Riga – Palaces Day Trip.....	37
LITHUANIA (COUNTRY #5).....	38
5. CURRENCY.....	39
5. GOOD TO KNOW	39

5. COMMON PHRASES (LITHUANIAN)	40
DAY 16 – Thursday – 26 th Sep – Riga to Vilnius.....	41
DAY 17 – Friday – 27 th Sep – Trakai Castle Day Trip	42
DAY 18 – Saturday – 28 th Sep – Vilnius	43
NETHERLANDS (COUNTRY #6)	45
6. RESEARCH DUMP	46
6. CURRENCY	46
6. GOOD TO KNOW	46
6. FOOD	47
6. COMMON PHRASES (DUTCH)	47
DAY 19 – Sunday – 29 th Sep – Vilnius to Amsterdam	48
DAY 20 – Monday – 30 th Sep – Amsterdam.....	49
DAY 21 – Tuesday – 1 st October – Marken & Volendam	50
DAY 22 – Wednesday 2 nd October – Giethoorn.....	51
DAY 23 – Thursday 3 rd October – Zaanse Schans & The Hague	52
BELGIUM & LUXEMBOURG (COUNTRY #7 & #8).....	54
7. RESEARCH DUMP	55
7. CURRENCY	55
7. GOOD TO KNOW	55
7. FOOD	55
7. COMMON PHRASES (FRENCH).....	55
DAY 24 – Friday 4 th Oct – Amsterdam to Brussels (Dad & Courtney fly home).....	56
DAY 25 – Saturday 5 th Oct – Antwerp day trip	58
DAY 26 – Sunday 6 th Oct – Brussels to Luxembourg Day Trip.....	61
DAY 27 – Monday 7 th Oct – Ghent & Bruges Day Trip	62
CZECK REPUBLIC (COUNTRY #9)	64
9. RESEARCH DUMP	65
9. CURRENCY	65
9. GOOD TO KNOW	65
9. FOOD	66
9. COMMON PHRASES (CZECH).....	66
DAY 28 – Tuesday 8 th Oct – Brussels to Prague	67
DAY 29 – Wed 9 th Oct – Prague (Can swap with Day 31)	69
DAY 30 – Thurs 10 th Oct – Cesky Krumlov (day Trip).....	72
DAY 31 – Friday 11 th Oct – Karlštejn Castle (Can swap with day 29)	73

CROATIA (COUNTRY #10)	75
10. RESEARCH DUMP	76
10. CURRENCY	76
10. GOOD TO KNOW	76
10. FOOD	76
10. COMMON PHRASES (CROATIAN)	77
DAY 32 – Saturday 12th Oct – Prague to Zagreb	78
DAY 33 – Sunday 13th Oct – Plitvice Lakes Day Trip	79
SLOVENIA (COUNTRY #11)	80
11. RESEARCH DUMP	81
11. CURRENCY	81
11. GOOD TO KNOW	81
11. FOOD	81
11. COMMON PHRASES (SLOVENIAN)	82
DAY 34 – Monday 14 th Oct – Zagreb, bus to Ljubljana	83
DAY 35 – Tuesday 15th Oct – Predjama Castle & Caves	85
DAY 36 – Wednesday 16th Oct – Lake Bled	86
GERMANY (COUNTRY #12)	87
12. RESEARCH DUMP	88
12. CURRENCY	88
12. GOOD TO KNOW	88
12. FOOD	90
12. COMMON PHRASES (GERMAN)	91
DAY 37 – Thursday 17 th Oct – Ljubljana to Munich	92
DAY 38 – Friday 18 th Oct – Munich	94
DAY 39 – Saturday 19 th Oct – Munich – can swap with day 41	96
DAY 40 – Sunday 20 th Oct – Munich – Rothenberg Day Trip	99
DAY 41 – Monday 21 st Oct – Munich – can swap with day 39	100
DAY 42 – Tuesday 22 nd Oct – Munich – Castles day tour	102
DAY 43 – Wednesday 23 rd Oct – Munich – Frankfurt	103
DAY 44 – Thursday 24 th Oct – Frankfurt – Marburg day trip	104
DAY 45 – Friday 25 th Oct – Frankfurt	106
DAY 46 – Saturday 26 th Oct – Frankfurt - Brisbane	106

DENMARK (COUNTRY #1)

1. GOOD TO KNOW

TOILETS

- Near the Little Mermaid - 2 minutes away. Walk towards the city until you reach a fork in the path. Take the right fork, go into the park on your left and at the end are free toilets *Nordre Toldbod 29, 1259 København*
- Nyhavn - Many of the cafes don't have toilets, but luckily there are toilets at the west end of Nyhavn. Where the water stops, underneath the canal tours ticket office are some of the nicest free toilets in central Copenhagen. Female on the south side, male on the north side *Nyhavn 1F, 1051 København*
- Rådhuspladsen (City Hall Square) - north end of the square, in a green cabin opposite the city hall
- Christiansborg Palace (Gammel Strand) - other side of the canal from the north side of Christiansborg Palace you'll find free toilets. Small cabin, next to where the canal tours depart from on Gammel Strand. *Ved Stranden 16, 1061 København*
- Nørreport Station - If you're near the Round Tower or about to get the Metro or S-Tog, there are toilets in Nørreport Station. You'll have to go down into the station itself, from where they are signposted. You don't need a travel ticket
- Stroget (main street) - Amager Torv, at the centre of this long shopping street.

Most shops shut at 4pm (when their workday ends)

Danish eat lunch 11:30 – 1pm and dinner at 6pm

DAY 1 – Wednesday - 11th Sep - Copenhagen

- Depart Brisbane at 2:45pm
- Arrive Singapore at 8:45pm (8 hours)
- 3 hour layover
- Shower
 - The Haven by JetQuay – near terminal 41 (we should land in terminal 3)
 - \$24 singapore dollar = \$26 AUD
- The Jewel - 5 – 10 min walk via a link bridge from the Departure Hall (level 2) of Terminal 3 (near row 11) – covered half circle link bridge w/glass windows - can walk or has travellators
- Flight to Copenhagen departs 11:50pm (12.5hrs)

Terminal 3

- **Ambassador Transit Lounge**
Level 3, Departure Transit Hall
For more information, please call **+65 6507 9798**.
Operating Hours: 24 hours, daily
[Map](#)
- **Be Relaxed**
Level 2, Departure Transit Hall
For more information, please call **+65 6241 7764**.
Operating Hours: 24 hours, daily
[Map](#)

\$60 singapore dollars for 5 hours for lounge access so use just the showers at Haven instead

MARHABA LOUNGE

Location: Terminal 3, Level 1, Arrival Meeting Hall South (next to DFS Wines & Spirits)
Operating Hours: 24 hours, daily
Email: reservations@thehaven.com.sg
Website: www.thehaven.com.sg
[Map](#)

As the only lounge in the public area of the airport, The Haven offers a tranquil environment for you to rest and relax before, after, or between flights. The lounge has 18 nap rooms and 13 shower rooms fitted with rain showers for you to freshen up during your stay.

Enjoy a complimentary range of beverages, snacks, light meals and access to a range of entertainment options such as widescreen TVs, a business area with Apple Macs and PCs, newspapers, magazines and complimentary WiFi. Two meeting rooms are also available for booking.

Click [here](#) to make a reservation.

RATES FOR THE HAVEN BY JETQUAY

Shower

Check-ins from 10:00 AM–10:00 PM
S\$18.83

Check-ins from 10:00 PM–10:00 AM
S\$23.54

DAY 2 – Thursday - 12th Sep - Copenhagen

- Arrive in Copenhagen at 6:30am (terminal 3)
- Use the bathrooms
- Train 15 minutes to Copenhagen central station
 - Departs from Terminal 3 (same as arrival terminal)
 - Trains every 10 min
 - Citypass tickets can be bought at the ticket machines in terminal 3 just above the railway, and at the DSB ticket sales counter, also located in terminal 3. Please note that the machines only accept coins and all major credit cards, not notes
 - You will need a ticket for three zones, which costs DKK 38
- Approx. 7:30am - Drop bags off at luggage storage at the hotel – Best Western Hotel Hebron - Helgolandsgade 4, 1653 København, Denmark
 - Turn left when exit the main train station, walk 2 blocks

MORNING (FROM AROUND 8AM)

- Try a Snegl (cinnamon roll) from Lagkagehuset (open from 7:30am) – oppsite Tivoli food hall, left side of the main road
- Brugsen (Supermarket) if need snacks
- Pretty street photo stop / main street
 - Pedestrian shopping street – Stroget
 - Vestergade (only if have time as will do tomorrow)
- Holm's bakery – if didn't buy anything earlier
- 9:30am Canal tour 1hr - September - from 9:30am (every 10 to 30 min)
 - Nyhavn 3, 1051 København K, Denmark
 - Don't need to pre-book as if you do, you just turn up at the time you want anyway
 - 85 DKK per person (\$22 AUD)
 - <https://www.viator.com/en-AU/tours/Copenhagen/Copenhagen-Canal-Tour/d463-2158CANAL>
- If hungry – gelato – Vaffelbageren (open 10am to 10pm daily) – along the main Nyhaven drag
- Photo stop – NYBODER - not a must - yellow housing village / barracks
- Only if have time – KASTELLET – fortress with green hills instead of traditional castle walls (30 min walk from town)
- AMALIENBORG PALACE - photo stop only, don't go inside (105 DK / \$23 AUD entry)
- FREDERIKSKIRKE - Dome has a viewpoint but photo stop only don't go up the dome, very short opening hours and not a great view. ~~Paid entry 35 DK, Mon-Thu 10am-5pm, Fri/Sun 12pm-5pm~~
- Only if have time - Illums Bolighus department store (Open 10am - 8pm daily) - View from rooftop & HAY House store – have planned to do tomorrow so if don't have time then skip

AFTERNOON

- 12pm Lunch at TOLD AND SNAPS (restaurants don't open until 11:30am)
 - Use their bathroom
- VIKING 1914 + CREAS – stationery store (open 10 - 5:30 (6pm on Friday) - Store Kongensgade 27, 1264 København, Denmark (5 min walk from Nyhavn)
- 20 min walk to...

- Town Hall / City Hall – viewpoint (300 steps)
 - Arrive 1:45pm for 2pm tour
 - Mon–Fri 11 am or 2 pm only / Saturday at 12 noon
 - 30 DKK or free with Copenhagen Card. Must join a tour to see the tower, cannot go on your own
- 3pm - Head to Christiansboarg palace
 - HØJBRO SQUARE - Look in the water when crossing the bridge - there are mermen statues
 - Photo stop pretty street – Snaregade (road is directly opposite the Christianborg Palace on the other side of the river)
 - Magstræde photo stop – opposite site of river to Christiansborg Palace
- Christiansborg Palace - free entry
 - Tallest viewing platform in the city
 - From 1 September 2019 the view open Tuesday-Saturday: 11 AM-7.30 PM. Sunday: 11 AM-5.45 PM. Monday closed.
 - The entrance to The Tower is located on the islet of Slotsholmen in central Copenhagen. The entrance to the tower is at the King's Gate, a large gate in the centre of the palace (immediately beneath the tower – has stone columns on either side to ground floor only and a Juliet balcony above).
 - The King's Gate can be reached from the Palace Square and from the Inner Courtyard (via the Marble Bridge and the Riding Ground)
 - There is a lift from the entrance to the top of the tower. The stairs cannot be used.
 - Make sure to join the tower queue not the restaurant tower queue
 - Change at the fifth level (restaurant and toilets) to a second elevator that goes to the lumber room. From here it is a flight of stairs, or a third elevator for wheelchair users, to the viewing platform.
 - There may be a queue, as there is limited space at the top. The best times to see the View are from 11.00 AM to 12.00 PM and from 4.00 PM to 5.30 PM.
 - <https://taarnet.dk/praktisk-info/?lang=en>
 - Toilets at the entrance
- Around 4pm - Head back to hotel if want to rest before dinner
 - Magstræde street
 - Snaregade street
 - Photo stop of outside only CARLSBERG GLYPTOTEK MUSEUM

DINNER

- TIVOLIHALLEN - Danish restaurant OR skip and just go to the Tivoli Food Hall for early dinner (open 11:30am to 9pm)
- LIDL supermarket (open 8am - 10pm)
- Irma supermarket
- Tivoli Food Hall - Sun - Thurs = 11am to 11pm, Fri & Sat = 11am to 12am
 - Free - don't need to pay Tivoli admission fee
- Skip Tivoli – amusement park + expensive restaurants \$30 AUD entrance fee – only good for Christmas markets time of year
- If want gelato for dessert, 10 min walk from hotel is Paradis Vesterbrogade (open until 9pm)

Back at hotel around 6pm, early to bed

DAY 3 – Friday – 13th Sep - Copenhagen

MORNING

- SLEEP IN
- Depart hotel at 9:30am
- KONTORPAPIR – not a must stationery shop (open 9 – 5:30pm) – 2 blocks from hotel / 5 min walk
 - Netto – discount supermarket – on the way to stationery shop
- Walk along Vestergade / merges with Skindergade (pretty street) straight up
 - Turn left onto Nørregade 7-1 and quick photo of Copenhagen Cathedral, then back to Vestergade
 - Turn left at Købmagergade
 - Follow this straight then turn right onto main road Nørre Voldgade 27-25
- Approx 10am – Rosenberg castle (open 9am – 5pm)
 - 115 DKK Entry fee – don't need to pre-book, queues shouldn't be too bad
 - <https://shop.kongernessamling.dk/en/product/entrance-ticket-to-rosenborg-castle/>
- The King's Garden (30 – 45 min)
- ~~Not a must / only if have time – Botanical Gardens – Palm House – white narrow spiral stairs that leads to a passageway through the treetops. Make sure to take the Southwest entrance of the park as the others are often closed (30 min)~~

LUNCH

- Around 12:30pm – TORVEHALLERNEKBH food hall (open 10am – 7pm daily)
 - 10 – 15 min walk from Rosenberg castle, longer if coming from The King's Garden
- Walk 7 min to Roundtower
 - 2pm – Roundtower – viewpoint – 25 DK (Thu-Mon 10-6pm, Tue-Wed 10am-9pm)
- <https://www.visitcopenhagen.com/copenhagen/round-tower-gdk410741>
- ~~Only if have time – Our Saviours Church (external spiral staircase)~~
- Around 3pm – Flying Tiger Copenhagen – stationery shop (open 10am – 7pm daily, 11am – 5pm Sunday)
 - (15 min walk from hotel / 10 min walk from Roundtower)
- TUTEIN & KOCH A/S – stationery shop – not a must (open 9 – 5:30) – Farvergade 8, 1463 København
- Illums Bolighus department store (Open 10am – 8pm daily) – View from rooftop
 - HAY House store (access via Illum side of building) – second floor viewpoint and stationery department

Only if have time then:

- Frederiksberg Gardens & Palace (outside only)
 - 30 min walk, 1 way from hotel or 18min bus ride (every 7 min)
- Open from 10am until sundown (approx. 4:30pm at time of year when we are there) free admission
- <https://www.visitnorthsealand.com/en-int/frederiksborg-castle-gardens-gdk631252>
- Frederiksberg chokolade – chocolate shop
- OR

- Magasin Du Nord (shopping mall) - Kongens Nytorv 13, 1095 København, Denmark (open 10am to 8pm)

EVENING

- 5 - 6pm - Dinner somewhere near the hotel
- Return to hotel around 7 - 8pm

FINLAND (COUNTRY #2)

2. GOOD TO KNOW

Restaurant Recommendations – Helsinki

Bakery

- Kanniston Leipomo

Dinner/Lunch

- Pizzeria Via Tribunali - #1 Pizza
- Zetor – Finnish meatballs and mashed potatoes
- Ravintola Tori – meatballs
- Skiffer – pizza
- Unicafe – cafeteria with variety
- Kosmos – traditional Finnish, reindeer
- Bellevue – russian blini
- Café Engel – meatballs
- Marian Konditoria – inside Hakaniemi Market Hall – Karelian pies
- Café Strindberg – Karelian pies

Dessert

- Fazer – chocolate and ice-cream
- Helsingin Jäätelötehdas
- Robert's Coffee Gelato Factory
- Signora Delizia
- Ciao Café
- Karl Fazer Café – ice cream sundaes, cake

Supermarket Chocolate

- Fazer
- Fazerina Caramel
- Brunberg
- Nameli Syklää Toffee
- Fazerin Sininen – milk chocolate (blue block)

Finland Foods to try

- Karelian pasty
- Karjalanpiirakka (rice pies) – like a quiche
- Lihapiirakka (Meat pie) – greasy / deep fried meat pie
- Korvapuusti (Cinnamon rolls)
- Lihapullat (Finnish meatballs)
- Poronkaristys (sauteed reindeer)

Food Recommendations – Finland

	Local Name	English Name	Description
	Karjalan leivonnaiset	Karelian Pastries	partially open pastries with fillings
	lörtsy	Lortsy	moon shaped stuffed pastries
	lihapiirakka	Meat Pie	Doughnut type pie with fillings
	Grillmakkara	Grillmakkara	Big Grilled Sausages
	Poronkaristys	Poronkaristys	Reindeer with mashed potatoes
	Lihapullat Muusilla Ja Puolukkahillolla	Meatballs With Muse And Lingonberry Jam	Meatballs with mashed potato (and sometime jam)
	sprinklie piirakka	Sprinkle Pie	Brownie with Sprinkles
	Korvapuusti	Cinnamon Roll	
	Voisilmäpullat	Butter Buns	

DAY 4 – Saturday - 14th Sep Helsinki

Hop on hop off bus ticket

MORNING - COPENHAGEN

- Depart hotel at 6:50am, walk 5 min (allow 10 min with suitcases to train station)
- Train 15 min (3 stops) to airport (terminal 2)
- Get to airport at 7:30am
 - 7:07, arrive 7:20am
 - **7:15, arrive 7:30am**
 - 7:36am – 7:49am
- Flight departs Copenhagen at 9am

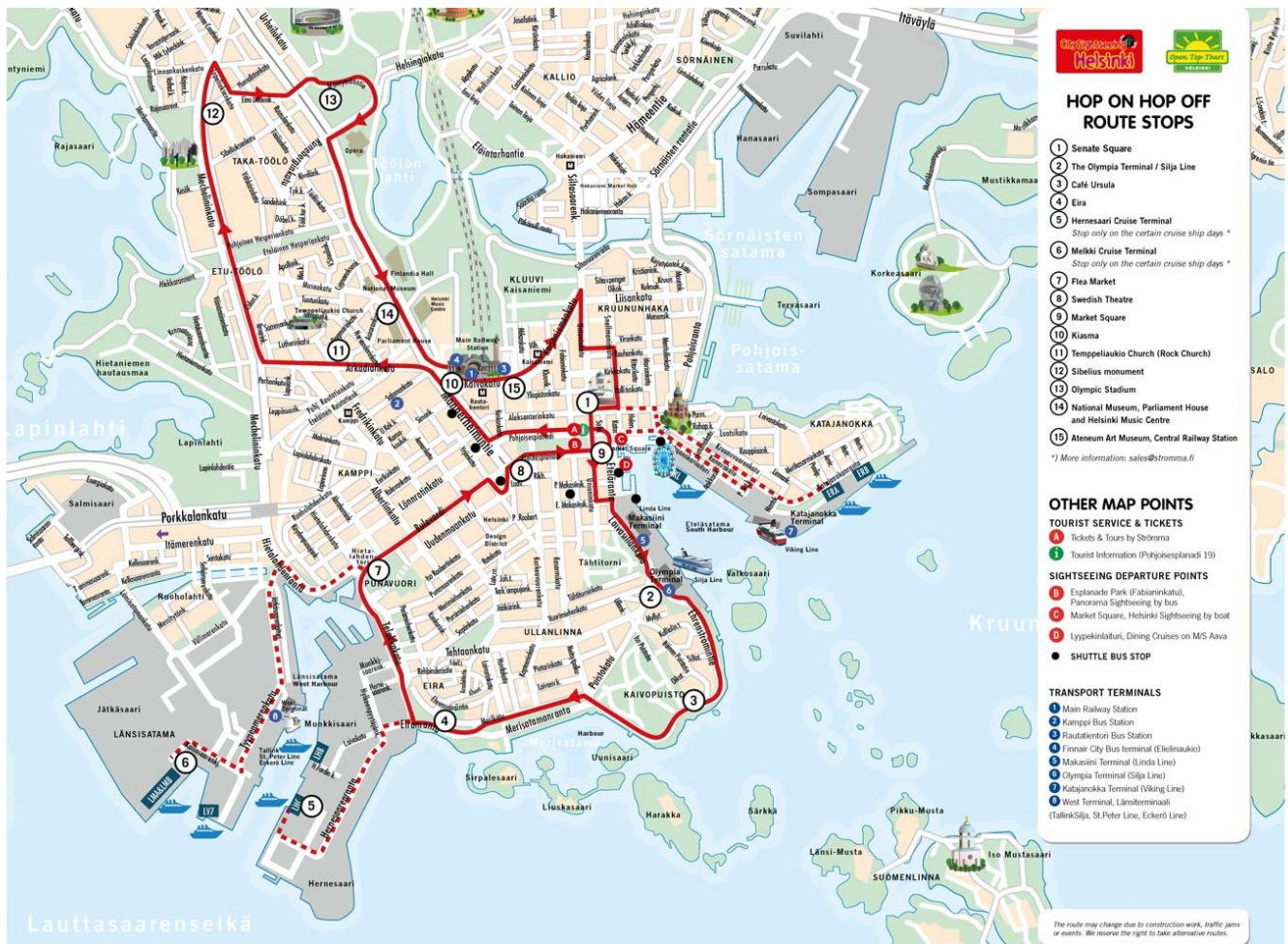
MORNING - FINLAND

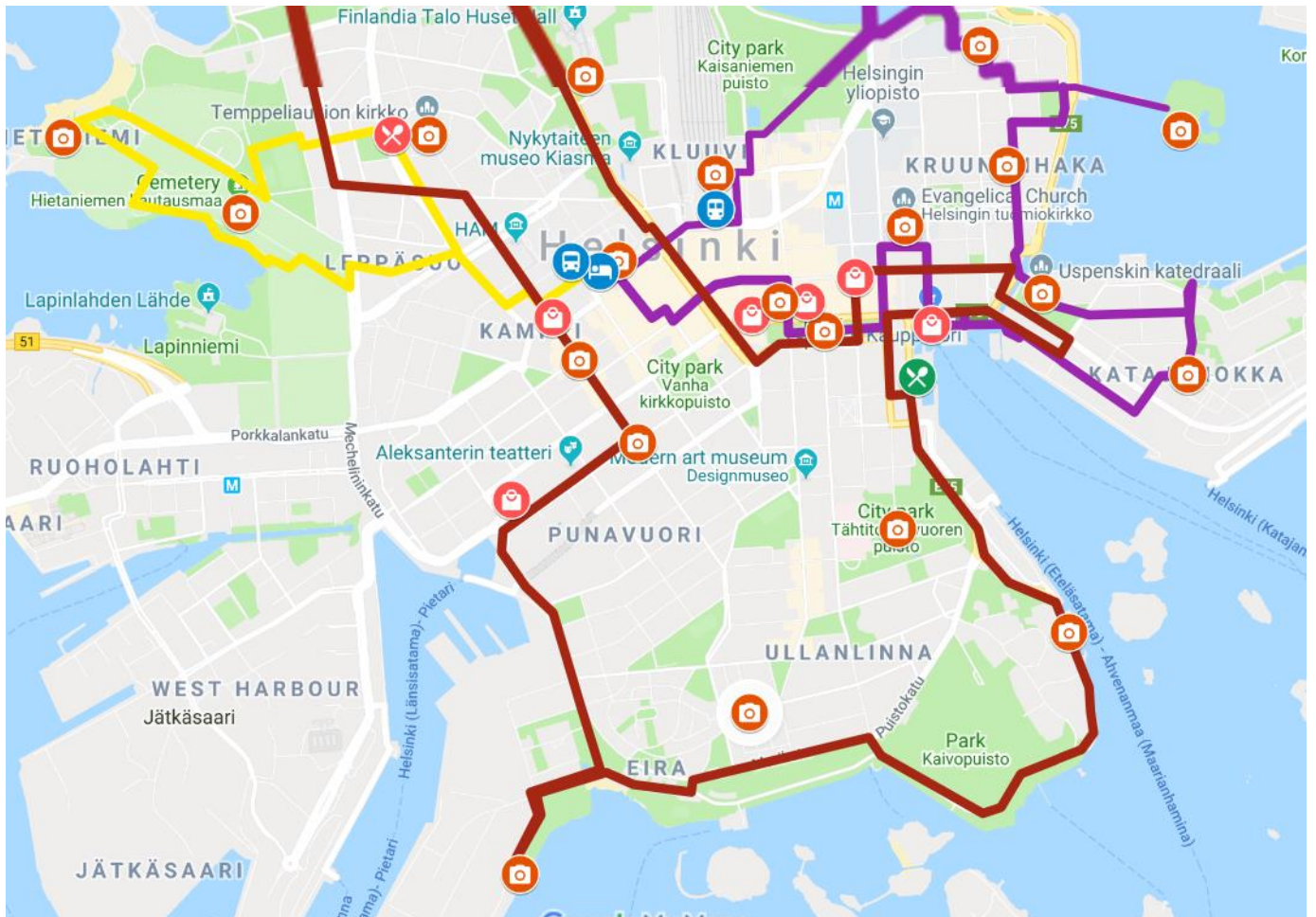
- Dad and Courtney already in Helsinki
- Flight arrives at 11:30am
- Train to accom
 - I and P trains serve the Ring Rail Line between the Airport and Helsinki city centre. I trains mainly depart from platforms 1 to 3, and P trains mainly from platforms 16 to 18 at Helsinki Central Railway Station.
 - ABC ticket zone (regional)
 - Tickets cannot be bought on the train, must buy before from HSL ticket machine (blue) at the station or R-kiosks (yellow and blue – like a convenience store)
 - Buy tickets at the station - entrance to the Airport railway station is located on the arrivals' floor at the corridor between T1 and T2
 - 5 euro (1 way transport pass)
 - 35 – 45 minute train ride (every 15 min). 14 stops to Helsingin päärautatieasema (Helsinki main train station)
 - 5 min walk to the hotel - from the main train station entrance, turn right then walk straight - cross the 2 main lanes, hotel is next to the chapel (on the right side of the road)
- Get to hotel at around 12:30pm

AFTERNOON

- Lunch at 1pm
 - Karl Fazer Café – lasagne and salad 10.50 euro, quiche for 7 euro (looks similar to coffee club) & use the bathroom OR refer to Courtney's recommended restaurant's list
 - Expect to pay 25 euro (approx. \$35 AUD for a sit down meal)
- Walk 15 min to Senate Square
- If waiting for the next hop on hop off bus
 - Walk up the steps of the Senate square
- Hop on hop off bus at 1:30 or 2pm (red route) – sit on the left side of the bus
 - Hop on hop off bus runs from 10am to last bus departs 4pm
 - 90 min to do 1 entire loop
 - Frequency 20-30 minutes
 - Do 1 loop then around 3pm get off at stop #3 Kaivopuisto Park - Café Ursula

- Public toilet in Kaivopuisto Park
- Gelato from HELSINGIN JÄÄTELÖTEHDAS (along the waterfront)
- Walk up to the Kaivopuisto observatory for a view
- Huvilakatu Street (1 block before Eira neighbourhood)
- Public toilet along the waterfront just before Eira (Merisatamanranta)
- Eira – neighbourhood with colourful row houses and waterfront (this is 30 min walk from the hotel)
- Walk back to hotel along Fredrikinkatu street (pretty old buildings & tram)
 - Bulevardi intersection photo stop
- Not going inside Temppeliaukion Church (rock church) – have to time when there isn't a service on, closes at 8pm and costs 3 euro / \$5 AUD each (last entry 10 min before closing), free entry Wednesday's only
- <https://www.likealocalguide.com/helsinki/temppeliaukio-church>
- Get back at hotel around 5pm
- Dinner





DAY 5 – Sunday - 15th Sep Helsinki

Walk the purple route

MORNING

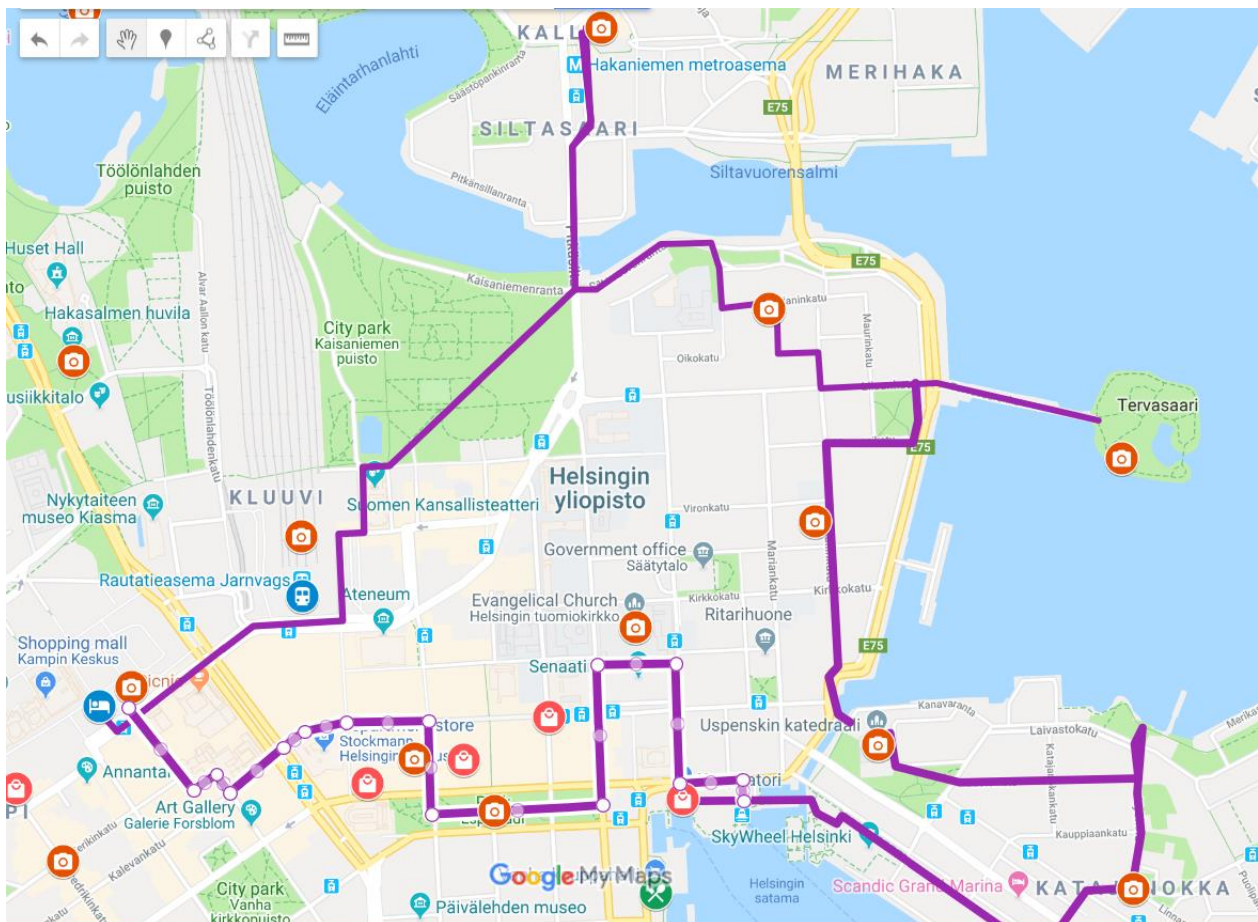
- 8-8:30am at latest Walk to Hakaniemi Market Hall via City Park
- 9am - Hakaniemi Market Hall
- 9:45am walk around Kruununhaka neighbourhood
- Walk past the Burgher's Home (oldest wooden building in Helsinki)
- 10:15am Walk around Tervasaari Island
- 10:45am - Walk to Uspenski Cathedral
- 11:15am – Walk around Katajanokka areas

AFTERNOON

- 12pm lunch at the Old Market Hall
- 1:30pm Ferry to Suomenlinna Island
- 5pm return to Helsinki
- 5:15pm Helsinki Cathedral (outside only)
- Walk through Espanadi Park

EVENING

- Shopping in Esplanadi area



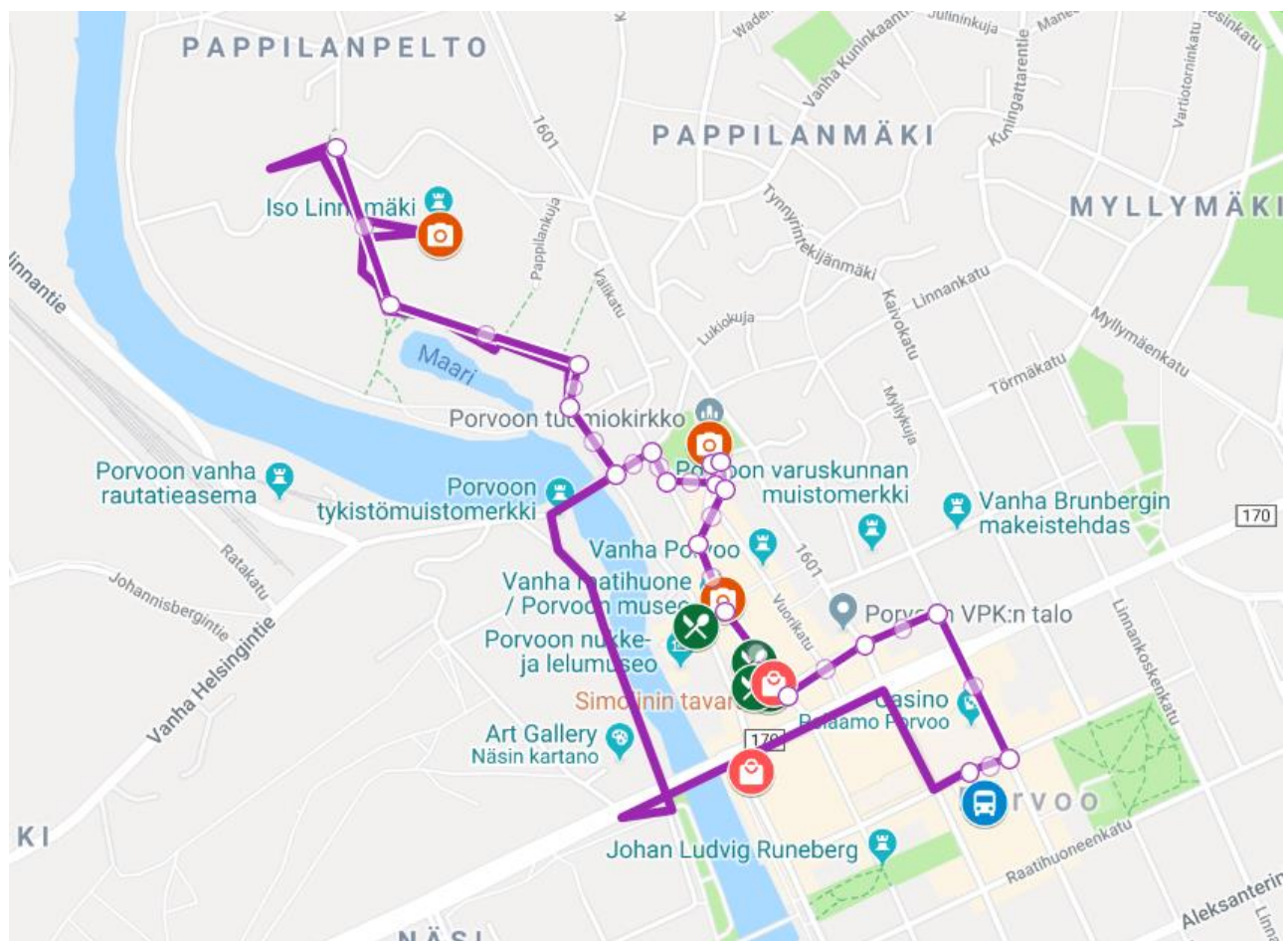
DAY 6 – Monday - 16th Sep – Porvoo Day Trip

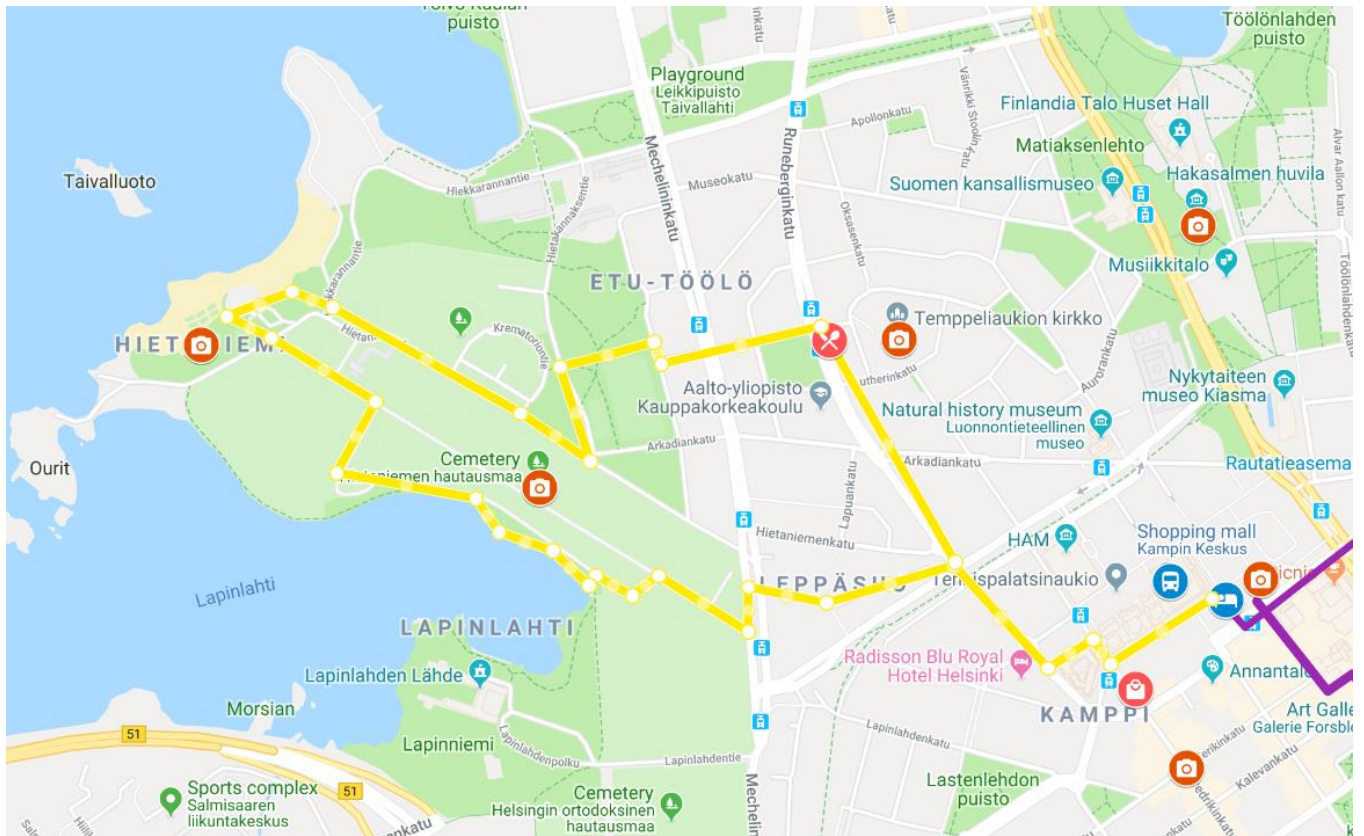
MORNING

- By 8:30am – walk behind hotel to Kampin Metroasema (bus station) and buy tickets for the 8:45am bus #848
- 8:45am get bus to Porvoo from Helsinki bus station \$14 euro max.
- 9:55am arrive Porvoo
- Walk up the Iso Linnamäki (Great Castle Hill Iron Age Hill Fort) and Pikku Linnamäki for views over the town.
- Walk around the old town to see the Red Warehouses, Old Town Hall, Porvoo Cathedral & the river, Brunberg Chocolate shop

AFTERNOON

- Lunch in Porvoo
- 2pm depart back to Helsinki
- 3:30pm arrive back in Helsinki
- 4km Walk around Heitaniemi Cemetery and Beach (yellow route).





DAY 7 – Tuesday - 17th Sep – Rovaniemi & Northern Lights

MORNING

- Breakfast buffet at hotel
- Check out of hotel at around 9:30am and walk to train station
- Catch 10:06am train to Helsinki Airport

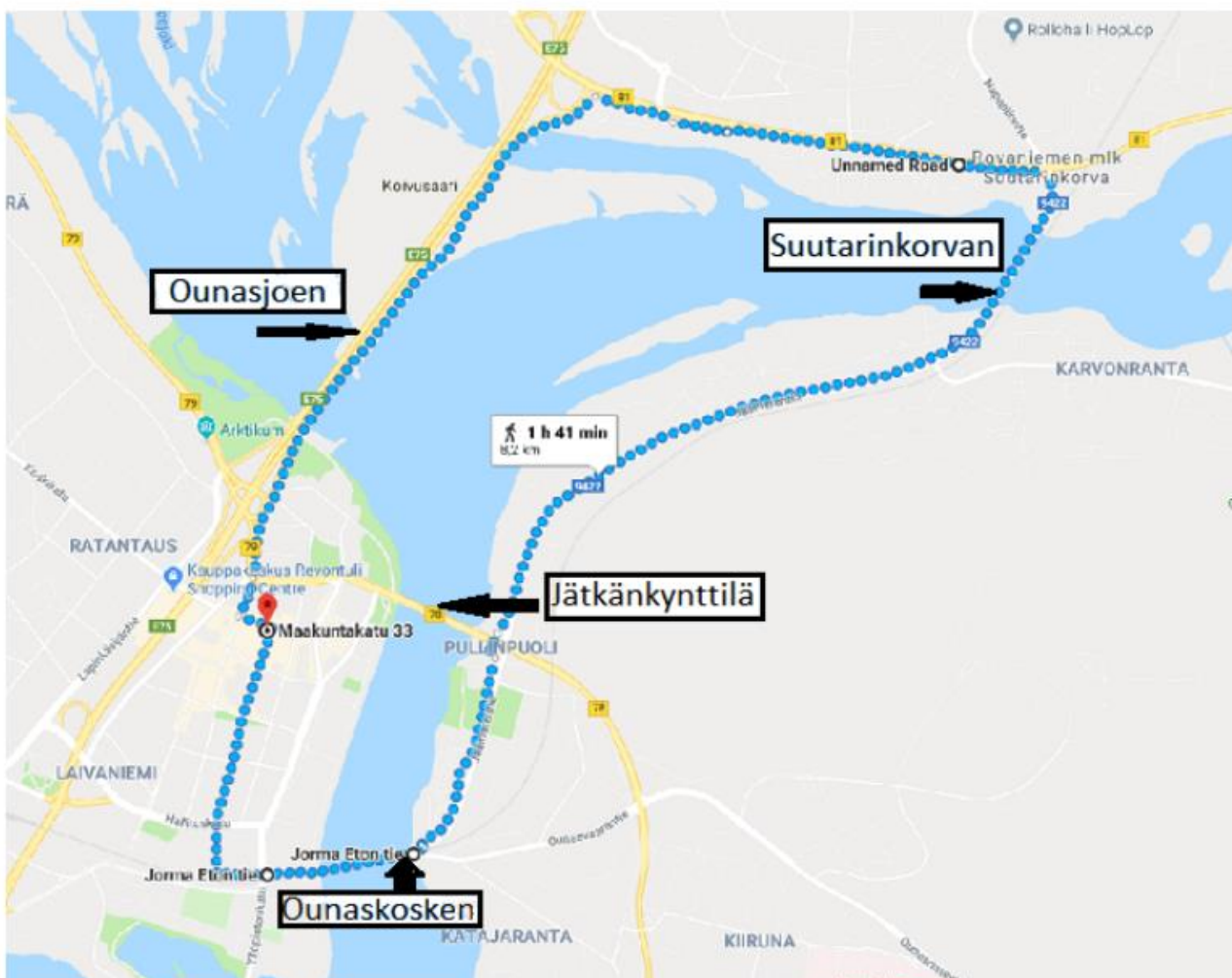
AFTERNOON

- 12:05pm – Flight AY533 to Rovaniemi
- 1:20pm – arrive Rovaniemi
- Get shuttle bus to accommodation. \$11 each
- Look around Rovaniemi after checking into the apartment. Paid in full on 22/1/19
- 2 hour, 8km walk around Rovaniemi
- Artikum museum if have time

EVENING

- 9:45pm Northern Lights Tour

Hiking around Rovaniemi: Loop 2



DAY 8 – Wednesday - 18th Sep – Rovaniemi

MORNING

- Breakfast
- 9:40am - Catch Santa Express Bus or Local Bus Number 8 to Santa's Claus Village (free entry) NOT SANTAPARK.
- Husky Farm open 11am – 2pm (it's part of the Santa Village). \$16 each
- Reindeer farm open 10am – 4pm. \$20 each

AFTERNOON

- Santa's Village
- If finish early, go to the Artikum Museum in Rovaniemi if didn't have time the day before, or go shopping

EVENING

- Northern lights in town.

DAY 9 – Thursday - 19th Sep – Rovaniemi

MORNING

- 10am Beyond Arctic Tour Company – Explore the Wilderness Photography Expedition. Departs across the street from our accommodation at Valtakatu 21.
- Tour includes a light lunch and snacks, insect repellent and mosquito nets.
- Wear good walking shoes.
- 3pm return to Rovaniemi

EVENING

- Northern lights in town @ Arktikum

ESTONIA (COUNTRY #3)

3. GOOD TO KNOW

Tallinn Prices

- Airport taxi from airport to hotel - \$20 euro / 4 = \$7.86
- Taxi to Tallinn Coach Station - \$16/2 = \$8
- Public Transport Pass – \$10
- Meals - \$40 per day = \$120
- Attractions: \$
 - Tallin Ghosts & Legends Walking Tour (Night times) \$27
 - Kiek in de K k Museum and Bastion Tunnels - \$11
 - Tallinn Legends \$25
 - Dads Museum - \$12? + Taxi fare of \$25
- Day Trips:
 - Lahemaa National Park - \$106

Budget: \$351.86

3. CURRENCY

- 1 AUD = 1.61 euro

3. GOOD TO KNOW

Temperature in September

- High = 10 degrees
- Low = 4 degrees

Power voltage / socket type



Supermarkets

- Selver, Rimi, Comarket, Prisma, Maxima, and Coop.

Entry requirements before visiting

- Estonia is part of the Schengen. No visa required as total trip duration is less than 90 days
- Australians don't need a visa to travel to countries in the Schengen area for up to 90 days in any 180-day period

Banks

- Bigbank.
- Coop Pank.
- Holm Bank.
- Inbank.
- LHV Pank.
- Luminor Bank.
- SEB Pank.
- Swedbank

3. COMMON PHRASES (ESTONIAN)

Hello	Tere
Goodbye	hüvasti
Please	palun
Thank You	aitäh
Yes	jah
No	ei
Sorry	Kahju
Excuse me	Vabandage mind

DAY 10 – Friday - 20th Sep – Rovaniemi to Tallin

MORNING

- 7:30am get shuttle bus to airport.
- 9:35am – Flight AY532 back to Helsinki
- 10:50am – Arrive in Helsinki and collect bags to check in for next flight.

AFTERNOON

- 12:05pm – Flight AY1019 to Tallinn
- 1:25pm – Arrive Tallinn
- Hotel airport shuttle to hotel. \$20 euro or taxi \$5 euro but might need two for luggage?
- 2:30pm arrive at hotel and check in. Payment required at check in \$1,632AUD/\$1,033 Euro.
- Get a late lunch/snack - Anneli Viik Handmade Chocolate Shop.
- St Olav's Church open til 6pm– climb to the top \$3 euro.
- Walk around Toompea - Alexander Nevsky Cathedral, Toompea Castle, Viewing Platforms (purple routes)

EVENING

- 6pm – 7pm Tallinn Legends 40 minute show.
- Dinner

DAY 11 – Saturday – 21st Sep – Tallin

MORNING

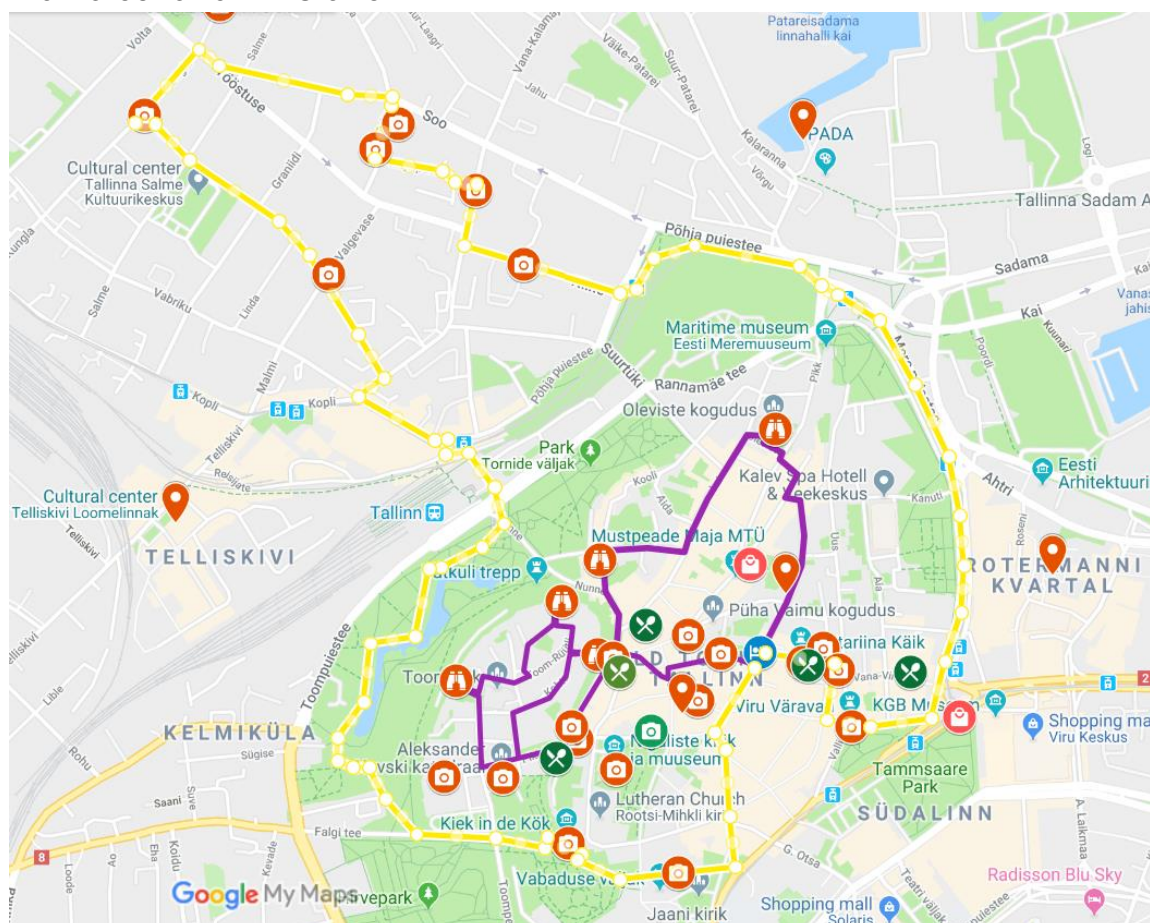
- 7:30am Walk down Catherine Street to the Viru Gate
- Catch a tram on Mere Puiestee to Kalamaja Neighbourhood
- Get off at Pohja Puiestee stop
- Walk around Kalamaja to see the colourful houses. (Yellow route).
- Walk through the parks at the base of Toompea to Freedom Square and back through the old town to the hotel. Stop at the Kiek in de Kōk Museum and Bastion Tunnels if time. (Yellow Route)

AFTERNOON

- Lunch
- 1:30pm Kadriog Palace and Park for autumn color photos
- Directions from Kadriog Palace and Park back to hotel in Tallin
 - Walk 6 min to Kadriorg station
 - Tram (green line) – 10 min / 4 stops to Viru
 - Gelato – only 2 places in Tallin, not many bakeries either
 - No stationery or craft shops

EVENING

- Dinner
- Walk around Tallinn Old Town



DAY 12 – Sunday – 22nd Sep – Laheema National Park Day Trip

MORNING

- Find breakfast
- 10am departure from Kullassepa 4, 10146 Tallinn, Estonia (outside the Tallinn Tourist Information Centre) for our day Trip to Lahemaa National Park ([BR-698271868](tel:BR-698271868))
- Wear good walking shoes
- Includes bottled water, excludes lunch.

EVENING

- 6pm arrive back in Tallinn
- Walk around Tallinn

LATVIA (COUNTRY #4)

4. CURRENCY

- 1 AUD = 1.61 euro

4. GOOD TO KNOW

Temperature in September

- High = 17 degrees
- Low = 11 degrees

Power voltage / socket type



Supermarkets

- Rimi

Entry requirements before visiting

- Latvia is part of the Schengen. No visa required as total trip duration is less than 90 days
- Australians don't need a visa to travel to countries in the Schengen area for up to 90 days in any 180-day period

Banks

Bank of Latvia

4. COMMON PHRASES (LATVIAN)

Hello	Sveiki
Goodbye	ardievu
Please	lūdzu
Thank You	Paldies
Yes	Jā
No	Nē
Sorry	atvainojos
Excuse me	Atvainojiet

DAY 13 – Monday – 23rd Sep – Tallin to Riga

MORNING

- Find breakfast
- Check out of hotel & get hotel transfer \$20 euro to Tallinn Coach Station
- 9am Catch bus to Riga (Lux Express) \$47

AFTERNOON

- 1:25pm Arrive Riga Coach Station.
- Walk across the road to the hotel.
- 2pm Check into hotel. Already paid on full on 10/2/19.
- Walk to Riga Central market for a late lunch.
- Walk around the old town/shopping.

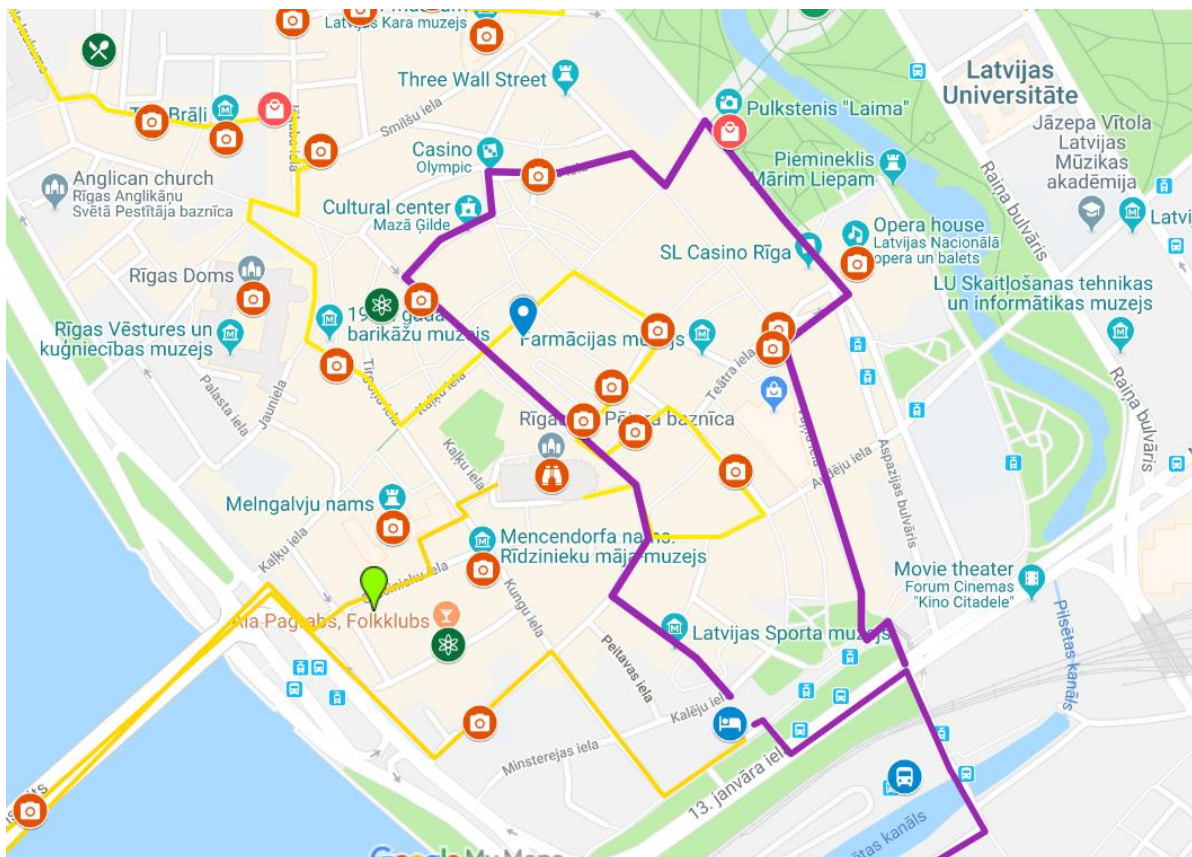
EVENING

- Dinner
- Walk around the old town at night to see the building lit up, especially the House of the Blackheads.

Riga photo spots

<https://notanomadblog.com/riga-latvia-photography-locations/>

<https://www.thecrazytourist.com/25-best-things-to-do-in-riga-latvia/>



DAY 14 – Tuesday – 24th Sep – Riga

MORNING

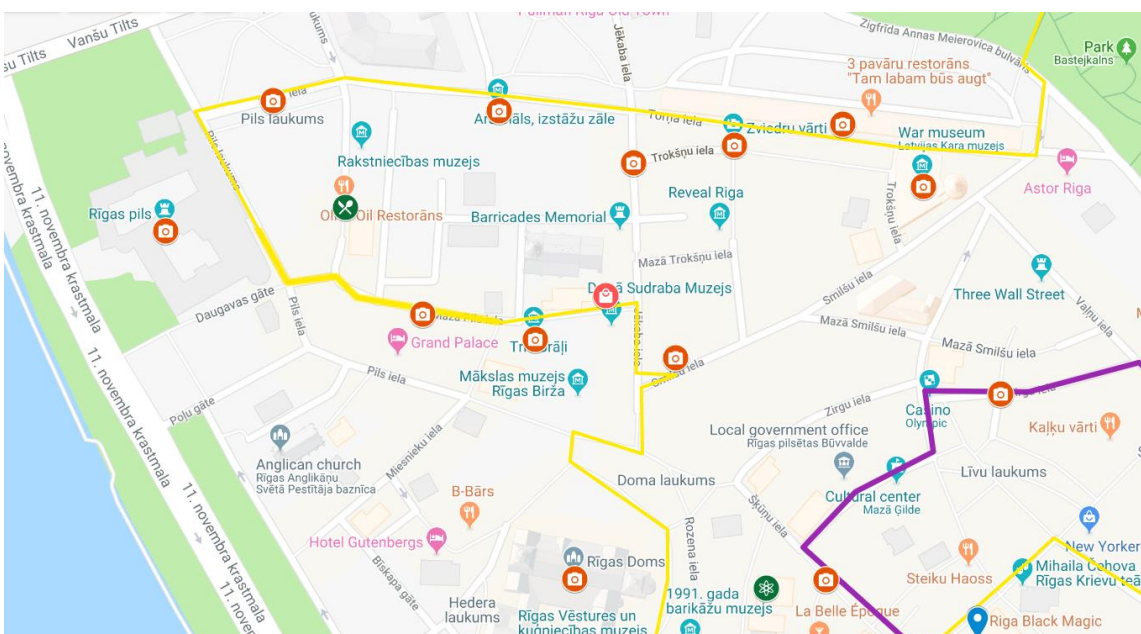
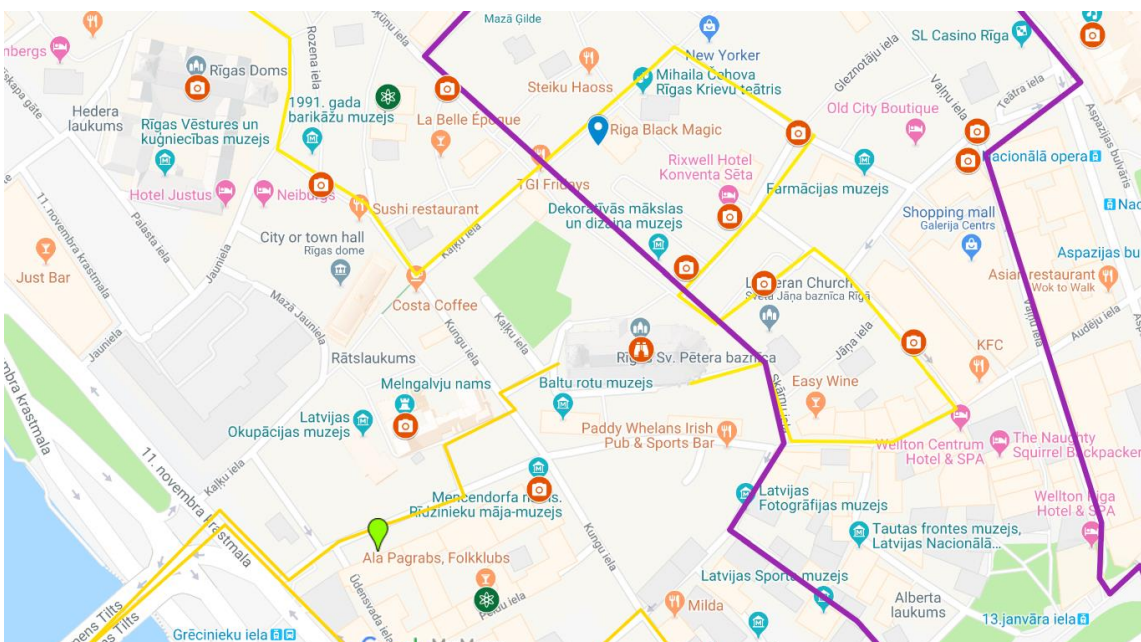
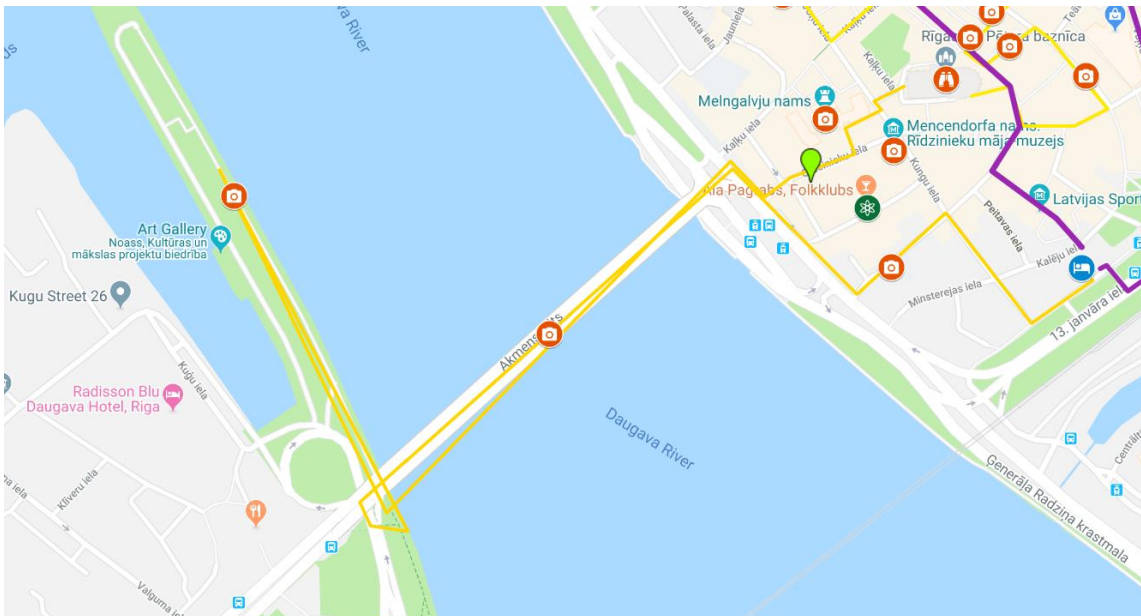
- Breakfast at hotel
- 9am Walk past the House of Dannenstern towards the river. Cross the Stone Bridge and take photos of the old town from the park on the other side of the river. (Yellow route)
- Walk back towards St Peters Church stopping for photos at the House of the Blackheads and House of Mentzendorff.
- 10am St Peters Church – view from the top \$9 euro.
- Walk around old town following the yellow route. Stopping for photos at: Kalēju iela, Jāņa seta, St. George's Church, Riga, Konventa Sēta Hotel, Gleznotāju iela, Krāmu iela, Riga Cathedral, Smilšu iela 2, Hobbywool craft shop, Three Brothers, Mazā Pils iela, Riga Castle, Torņa iela, Izstāžu zāle "Arsenāls", Jēkaba iela, The Swedish Gate, Jacob's Barracks (may go in depending on the time).

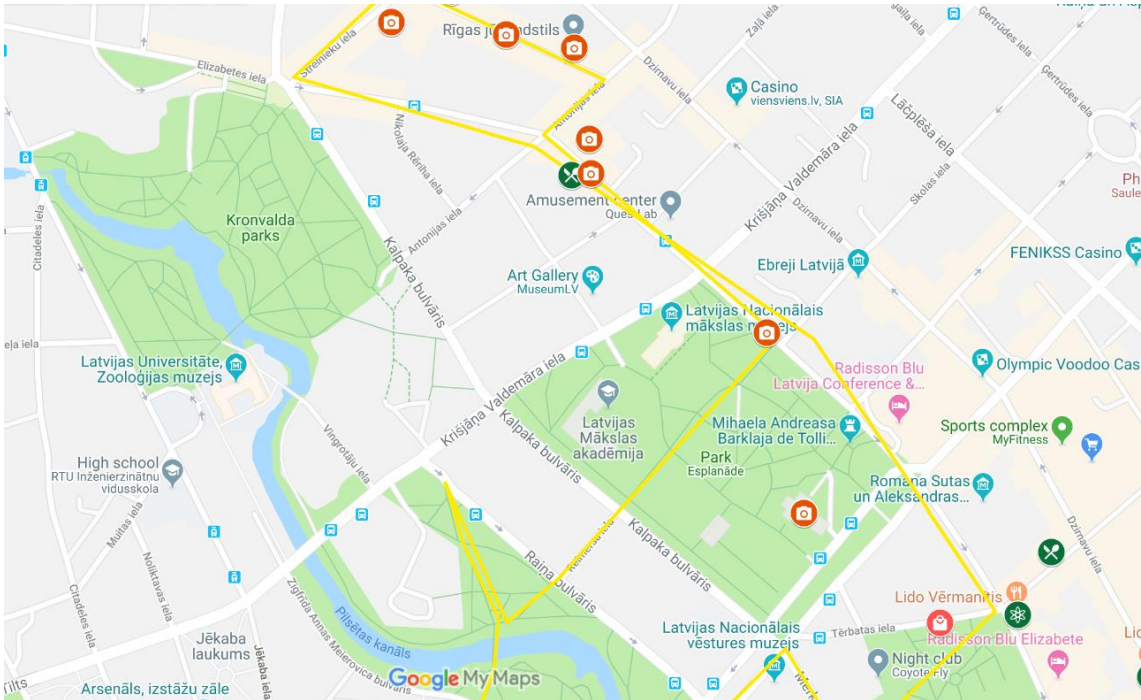
AFTERNOON

- Walk over to the parks on the other side of the river.
- Elizabetes iela & Albert Street
- Lunch
- Courtney, Mum and Dad - 2:30pm Make way back towards the freedom monument for the tour.
- 3pm - Meet at the Freedom Monument for the Soviet Ghosts Heritage Walking Tour 48AUD – 10am, 1pm or 3pm - 3 hour tour which goes to the Latvian Academy of Sciences Observation Deck (additional 5 euro)
- I go explore on my own (itinerary below) and meet them at the Latvian Academy of Sciences Observation Deck

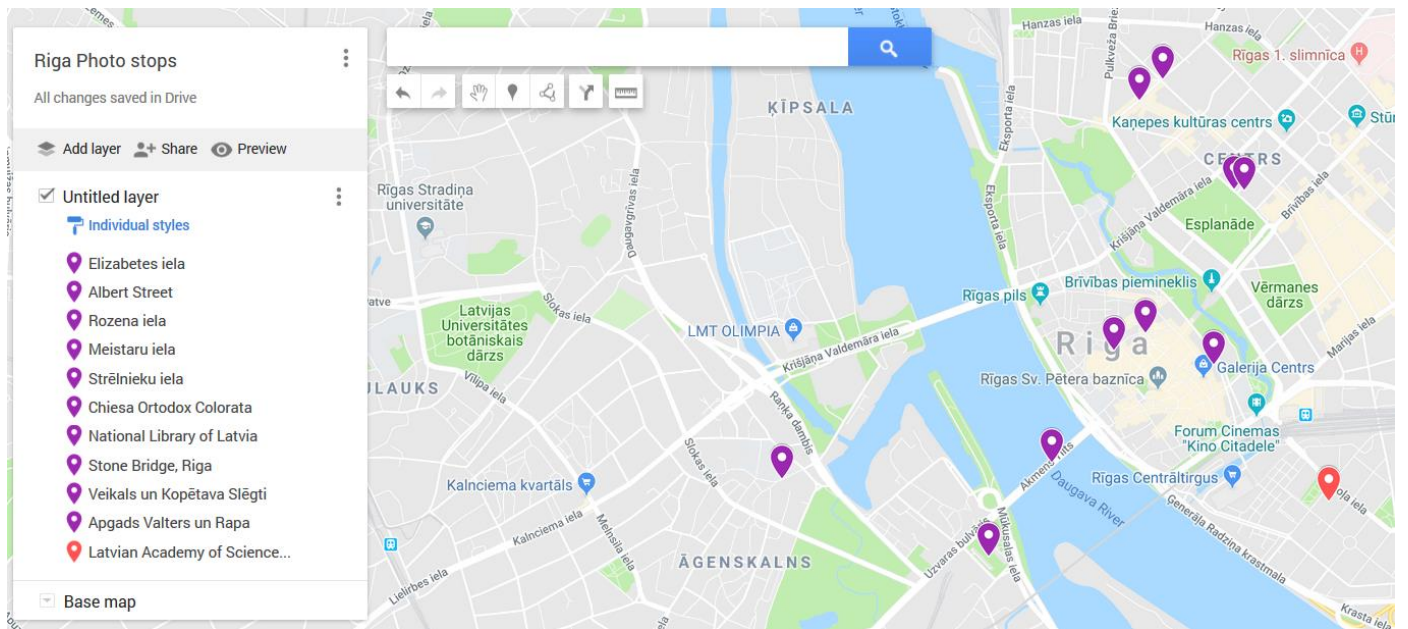
EVENING

- 6pm tour finishes.
- Dinner





- From 3pm, wander on my own for 3 hours
 - Near the hotel - Apgads Valters un Rapa - Aspazijas bulvāris 24, Centra rajons, Rīga, LV-1050, Latvia
 - On the other side of the park - Veikals un Kopētava Slēgti – only open Friday 9 – 6pm? Skolas iela 2, Centra rajons, Rīga, LV-1010, Latvia
 - 4 blocks up from Freedom monument where courtney's tour starts is shops, old buildings and parks that may have autumn colors
 - Cross the Akmeņu tilts bridge
 - National Library of Latvia (photo stop – triangle shaped building) - Sun 10:00 AM - 5:00 PM • Mon - Fri 9:00 AM - 8:00 PM – view from inside the building looking back at Riga
 - Kalnciema Quarter
 - Chiesa Ortodox Colorata – photo stop – looks like a Russian building
 - Photo stop - Strēlnieku iela street – art nouveau buildings
 - Cat House is a Medieval-inspired Art Nouveau house on Meistarų Street.
 - Photo stop - Rozena iela is such a narrow street that you can touch both sides as you walk
 - Skārņu Street has an arts and crafts market where you can get a tasteful souvenir – not a must, near the cathedral
 - Bastejkalna park – main park if we haven't already done
 - 10a and 10b on Elizabetes street – pretty buildings
 - Albert Street – art nouveau buildings (behind Kronvalda Park)
 - Sketchers store? – near the Rimi supermarket
 - Rimi supermarket for chocolate
- Meet at 6pm at Latvian Academy of Sciences Observation Deck (5 euro)



DAY 15 – Wednesday – 25th Sep – Riga – Palaces Day Trip

MORNING

- Breakfast at hotel
- Day Trip to Rundale Palace & Castles
- 10am pick up from our hotel lobby by Baltic Transfers and Tours
- Excludes lunch and admission to palaces and castles.

Note:

- Mezotne Palace – don't need to see inside. See the grounds only. If time go to the hillfort across the river which has good views back to the palace.
- Bauska Castle – go inside there are good views from the top floor.
- Rundale Palace – go inside.

AFTERNOON

- 5pm arrive back in Riga.

EVENING

- Dinner

LITHUANIA (COUNTRY #5)

5. CURRENCY

- 1 AUD = 1.61 euro

5. GOOD TO KNOW

Temperature in September

- High = 16 degrees
- Low = 8 degrees

Power voltage / socket type



Vilnius Prices

- One way bus from Riga to Vilnius - \$47
- Taxi from coach station to hotel - $\$12 / 2 = \6
- Taxi from hotel to airport - $\$50 / 2 = \25
- Public Transport Pass – \$10
- Meals - \$50 per day = \$150
- Attractions: \$55
 - Artillery Bastion of Vilnius 4 euro
 - Gediminas Tower 5 euro
 - National Museum of Lithuania 2 euro
 - KGB Museum - 5 euro
 - TV Tower - 9 euro
 - Palace of the Grand Dukes of Lithuania - 6 euro
 - Vilnius Bell Tower - 4 euro
 - Three Crosses
 - Furnicular to Vilnius Castle - 3 euro
- Day Trips:
 - Half Day tour to Trakai Castle \$50
 - Walking 2hr tour through Republic of Uzupis – Free (tip)
 - Vilnius Ghosts & Legends 2hr Tour - \$25

Budget: \$373

Supermarkets

- Rimi

Entry requirements before visiting

- Latvia is part of the Schengen. No visa required as total trip duration is less than 90 days
- Australians don't need a visa to travel to countries in the Schengen area for up to 90 days in any 180-day period

Banks

Bank of Lithuania

5. COMMON PHRASES (LITHUANIAN)

Hello	Sveiki
Goodbye	atsisveikink
Please	Prašau
Thank You	Ačiū
Yes	taip
No	ne
Sorry	Atsiprašau
Excuse me	Atsiprašau

DAY 16 – Thursday – 26th Sep – Riga to Vilnius

MORNING

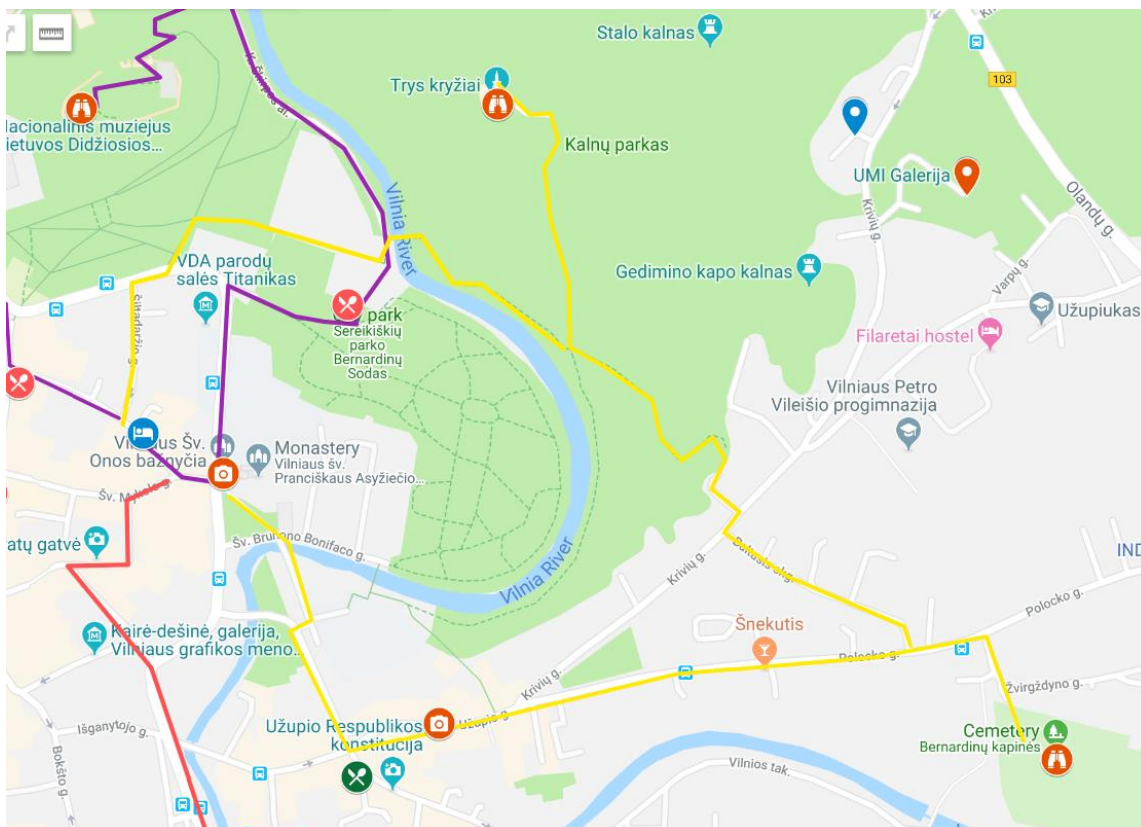
- Breakfast at hotel
- One way bus to Vilnius (4 hours 10 mins)

AFTERNOON

- Get taxi to hotel - 12 euro
- 2pm Check into hotel – paid in full on 3/2/19
- Late lunch
- Walk up to Gediminas Tower 5 euro via St Anne's Church and Sugamore (ice cream). (purple route)
- Walk back to the old town via Vilnius Cathedral and the Royal Palace (outside only).

EVENING

- Walk through Vilnius University & around the old town
- Dinner
- AJ Chocolate Restaurant



DAY 17 – Friday – 27th Sep – Trakai Castle Day Trip

MORNING

- Find breakfast
- 10am hotel pick up by North North East tour operators.
- Day trip to Trakai Castles and Manors
- Excludes lunch

AFTERNOON

- 3-4pm arrive back in Vilnius.

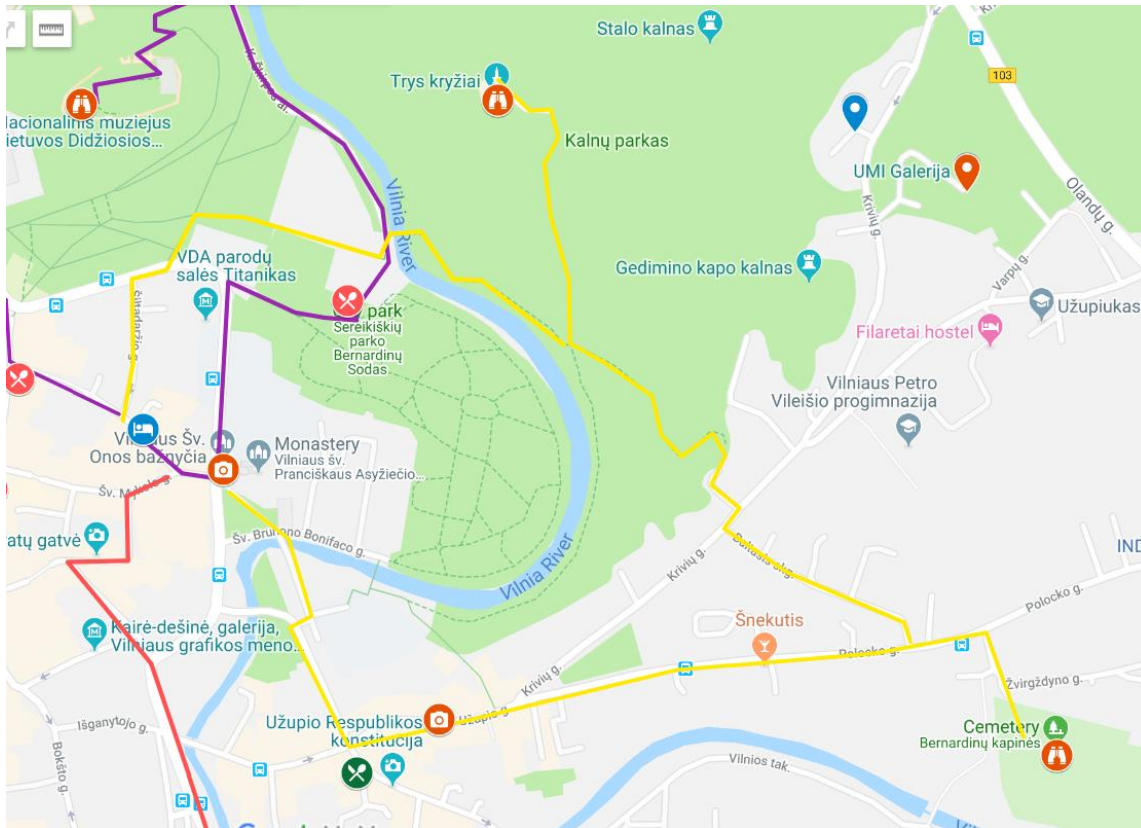
EVENING

- Dinner
- Vilnius Ghosts and Legends Walking Tour

DAY 18 – Saturday – 28th Sep – Vilnius

MORNING

- Find breakfast
- 9am - Walk through republic of Užupis then to the Bernardine Cemetery for a good view. Then to Kriviu Gatve Street and Three Crosses viewpoint. (Yellow route)



AFTERNOON

- 12pm Lunch in Vilnius Old Town
- Walk up to the Subačiaus apžvalgos aikštelė view point, Artillery bastion of Vilnius \$4 euro, Šv. Kazimiero gatvė, Gates of Dawn, Quilt.It craft shop, Halle Market, Vėj Vilniaus rotušė, Vokiečių gatvė, Office of the President of the Republic of Lithuania (outside). (pink route)



- 44

NETHERLANDS (COUNTRY #6)

6. RESEARCH DUMP

Amsterdam Budget

- Train from Airport to Amsterdam Central = $\$8.64 \times 2 = \17.28
- Meals – $\$50$ per day $\times 5 = \$250$
- Attractions –
 - Anne Frank House - $\$16$
 - Canal cruise - $\$25.60$ (card)
 - Amsterdam Museum - 15 euro
 - A'Dam lookout - 13.50 euro
 - National Maritime Museum - $\$16.50$
 - Ferry to including Muider slot Castle 21 euro
 - Zaanse Schans Card - 15 euro
 - Hop on Hop off dutch countryside bus -28 euro includes Zaanse Schans, Volendam and Edam
 - The Hague –
 - Royal Palace will be closed during our trip
 - Amsterdam Card – 3 day pass - 104 euro
- DIY Day Trips – $\$15.72 \times 4 = \60
- Organized Day trip to Overloon - $\$204$ each

Budget: $\$602.88$

6. CURRENCY

- 1 AUD = 0.60 Euro

6. GOOD TO KNOW

Temperature in September / October

- High = 13 degrees
- Low = 4 degrees

Power voltage / socket type



Supermarkets

- Albert Heijn – turn right from hotel, walk 2 blocks (3 min walk)

Entry requirements before visiting

- Netherlands is part of the Schengen. No visa required as total trip duration is less than 90 days
- Australians don't need a visa to travel to countries in the Schengen area for up to 90 days in any 180-day period

Banks

ING

6. FOOD

- Poffertjes - Dutch pancakes
- Stroopwafel – waffle cookie

6. COMMON PHRASES (DUTCH)

Hello	Hallo
Goodbye	tot ziens
Please	Alsjeblieft
Thank You	bedankt
Yes	ja
No	nee
Sorry	sorry
Excuse me	Excuse me

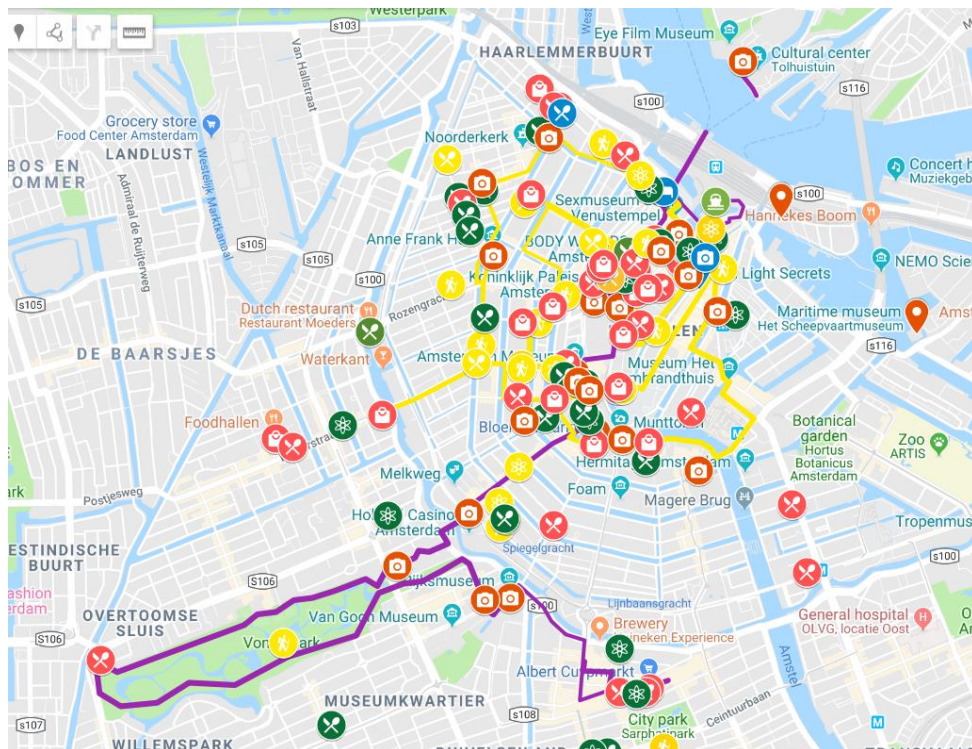
DAY 19 – Sunday – 29th Sep – Vilnius to Amsterdam

MORNING

- 6am – taxi to airport \$50
- 8:05am Air Baltic Flight to Amsterdam.
- 9:35am Arrive Amsterdam.
- Get train into Central Station \$5.50 euro each and leave bags at hotel (will likely arrive by 11am).
- Walk to Omelegg or Crepes & Waffles for 'brunch'
- 12pm – Boat tour of the canals departing from Loetje Centraal.
<https://www.viator.com/en-AU/tours/Amsterdam/Amsterdam-Canal-Cruise-by-Small-Open-Boat/d525-2550OPEN> departs ever half hour from 11am.

AFTERNOON

- 1pm Finish boat tour.
- Get tram from Centraal Station to Marie Heinekenplein
- 1:30pm Have lunch from street food stalls at Albery Cyup Market
- 2:30pm Walk to the I am Amsterdam sign outside of Rijksmuseum
- 3- 4pm Walk around Voldelpark stopping at Sticky Fingers for a snack.
- 4pm start walking back towards the city centre via Zevenlandenhuizen, Leidseplein, & Dam Square



EVENING

- 6pm take the free ferry to the A'DAM lookout.
- Take the ferry back and find dinner.
- Get dessert from Chocolaterie icecreamshop Jordino or IJscuypje.

DAY 20 – Monday – 30th Sep – Amsterdam

MORNING

- 8am – Walk through the Jordaan including Het Papeneiland, Westerstraat.
- 9am – Anne Frank House Museum
- 10am – Walk to Kinkerstraat 5 (stationery shop)
- 10:30am – Walk around Foodhallen.
- 11am – Walk back towards the City Centre through the '9 Streets' and Chocolaterie Pompadour.
- Van Stapele Koekmakerij (shop), Bloemenmarkt

AFTERNOON

- Muntplein, Vlieger (shop), Waterlooplein market, De Waag, Chinatown, Red Light District, Van Der Heijde (shop), Kalverstraat, Begijnhof
- Walk back along Singel to Gebroeders Winter (shop), LikeStationery (shop), Den Haan & Wagenmakers B.V (craft shop), Birdblocks, patchwork en quiltshop,
- Primark, Paperchase, Van Der Heijde, Moleskine, de Bijenkorf Amsterdam, Hudson's Bay Amsterdam,
- Walk along the canal to De Oude Kirk and past the Damrak back to the hotel.

EVENING

- Dinner
- Dessert

DAY 21 – Tuesday – 1st October – Marken & Volendam

MORNING

- Walk to the bus station behind the Amsterdam Central Train Station and get an Amsterdam Region Day Ticket \$19.50 euro.
- 8:21am get the 314 Bus
- Get off at 8:33am in Broek in Waterland.
- Get on the 315 bus departing at 8:39am
- 8:59am arrive in Marken.
- Walk from the bus station to the Het Paard van Marken Lighthouse (4km return).
- 10:30am look around the Marken town
- 11am catch one way ferry to Voldendam \$8.50 euro.
- 11:45am arrive Voldendam.

AFTERNOON

- Have lunch and look around the town.
- 2:07pm, 2:18pm or 2:21pm get the bus from near the Voldendams Museum to Edam (15 mins).
- 2:30pm arrive Edam
- Look around Edam for 2 hours.
- 5pm, 5:25 or 5:25pm catch bus 314 back to Amsterdam Central Station.

EVENING

- Around 6pm arrive back in Amsterdam
- Dinner

DAY 22 – Wednesday 2nd October – Giethoorn

Morning

- 8am - Dad & Courtney – Day tour to Overloon pick up at the hotel.
- Mum & Rachael – Giethoorn Tour

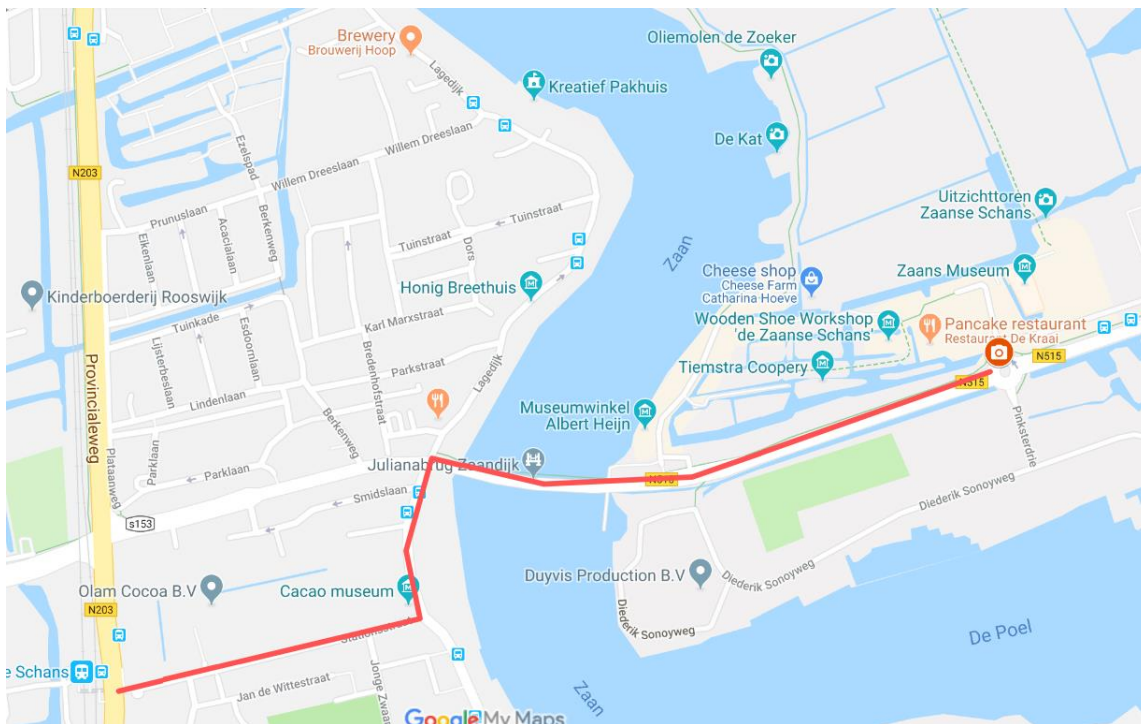
Evening

- 7pm – Dad & Courtney get back from tour.
- Dinner

DAY 23 – Thursday 3rd October – Zaanse Schans & The Hague

MORNING

- Catch 7:53am train from Amsterdam Central Station. 19.50 euro for one day public transport pass.
- 8:11am arrive at Zaandijk Zaanse Schans station.
- Walk 1.5km to Zaanse Schans.
- 8:30am - Spend 2 hours at Zaanse Schans including Clog Market, Cheese Farm, Windmills.
- 10:20am walk back to the train station
- Get 10:48am train to Amsterdam Sloterdijk
- 11:10am Catch train to the Hague – 1 day train ticket 61 euro
- 11:40am change trains at Leiden
- 11:45am train departs for the Hague
- 11:56am Arrive the Hague



AFTERNOON

- Have lunch at the Hague
- Walk around the Hague stopping at Shopping Mall De Passage, Noordeinde Palace, Peace Palace, Hooikade, Denneweg, Binnenhof & Hofvijver. (can get tram if too tired to walk back to train station).
- 5-6pm Return to Amsterdam



EVENING

- 7pm Arrive back in Amsterdam.
- Dinner

BELGIUM & LUXEMBOURG (COUNTRY #7 & #8)

7. RESEARCH DUMP

- Refer visit a city map: <https://allaboutplanners.com.au/my-all-time-favorite-trip-planning-tool-visit-a-city/>

7. CURRENCY

- 1 AUD = 0.60 Euro

7. GOOD TO KNOW

Temperature in October

- High = 20 degrees
- Low = 12 degrees

Power voltage / socket type



Supermarkets

- Carrefour, Aldi, Albert Heijn

Entry requirements before visiting

- Belgium is part of the Schengen. No visa required

Banks - ING

7. FOOD

Chocolates - Côte D'Or, Leonidas, Godiva, Neuhaus, Mary, Galler

7. COMMON PHRASES (FRENCH)

Speak Dutch, German or French. French easiest to speak so use French

Hello	salut
Goodbye	Au revoir
Please	s'il te plaît
Thank You	Merci
Yes	oui
No	non
Sorry	Excusez-moi
Excuse me	Excusez-moi

DAY 24 – Friday 4th Oct – Amsterdam to Brussels (Dad & Courtney fly home)

MORNING - AMSTERDAM

- Dad & Courtney fly home to Australia
- Mum and I depart hotel at 6:50am
- 5min walk (allow 10 min with suitcases) from hotel (Ibis Styles) to train station - Recommended arrive is 45 – 60 min before departure
 - Ticket gate closes 30 min before departure
 - Eurostar Coach 6 - seats 15 & 16
- 7:49am - Amsterdam Central Station, 9:38am – Arrive Brussels Midi Station
- Transfer to Brussels Central Station (4 min train trip) – buy 1 way ticket as rest of the day will be on foot
 - Exit train station to round circle pavement area (Hilton Brussels Grand Palace will be in front of us) and turn right
 - The road splits in 2 – keep to left side of the road
 - 2nd intersection turn right (hotel entrance is hidden behind trees)

MORNING - BRUSSELS

- Arrive at hotel around 10:30am, check bags behind counter
- Walk 3 min right of the hotel - St. Michael and St. Gudula Cathedral (free entry)
- Photo stop - ROYAL GALLERY OF SAINT HUBERT
- Photo stop - Brussels stock exchange building - Place de la Bourse, 1000 Bruxelles, Belgium
- KIEKENMARKT 40 (supermarket) – open 7am to 11pm
- Vitalgaufre waffle shop (Rue Neuve 23-29, 1000 Bruxelles, Belgium)
- Le Funambule waffle shop – cheap waffles near Manneken Pis
- Walk 10 min to Grand Palace (Brussels square) - Visit on Mondays, Wednesdays, and Fridays for flower market
- Elisabeth chocolate shop

AFTERNOON

- Manneken Frites (food) Rue du Midi 30, 1000 Bruxelles
- Waffles and choc - MAISON DANDOY - GRAND PLACE
- BOTERSTRAAT 47 – more affordable choc shop
- Godiva Grand Palace
- Viewpoint - MONT DES ARTS square (address 1000 Brussels) – near Brussels main train station – walk up the steps for view looking back at Belgium over the garden beds
- Viewpoint - MUSEUM OF MUSICAL INSTRUMENTS OF BRUSSELS - On the roof of this Art Nouveau building there is a restaurant where you can access for free. 10th floor
- Belgian Royal Palace (opposite the museum) - Look at the exterior only (tours inside only in summer)
- Photo stop - Eglise Notre-Dame du Sablon (cathedral)
- Photo stop - GROTE ZAVEL (market square)
- Around 3pm walk 15 min to Papeterie NIAS - Chaussée de Charleroi 4, 1060 Saint-Gilles, Belgium (open everyday except Sunday. 9:45am to 6:15pm)

- HEMA department store (open daily 10am to 7pm, closed Sundays) – on the main road (Avenue de la Toison d'Or 21) – if running behind schedule do this after the law courts
- Around 4:30pm - Law court of Brussels - Mon - Fri 8am to 5pm, closed Sat & Sun (free entry – go inside)
- Viewpoint – POELAERTPLEIN (right in front of the Law Courts) – free public elevator
- Walk 20min back into centre of Brussels (or get the train)

EVENING

- Around 5 or 6pm - Dinner at Spago (Italian restaurant – open 12pm to 12am),
Supermarket - Carrefour

DAY 25 – Saturday 5th Oct – Antwerp day trip

No breakfast with Brussels hotel

MORNING - ANTWERP

- Wake up 7:15am
- Depart hotel at 8:15am
- Walk 5 min to Brussels central station
- 45 min - 1 hour train to Antwerpen Centraal station (7 stops from Brussels to Antwerp)
 - Belgian railways IC or SI (40 MIN) (\$9 - \$15 AUD buy the key card rail pass)
 - Buy ticket from vending machine – green means it's working, red light means the machine is broken
 - Must buy ticket before boarding, otherwise have to pay 7 euro fee
 - 7:32 – 8:17
 - 7:49 – 8:42
 - 8:04 – 8:51am
 - **8:32 – 9:17am (45 min)**
 - 8:49 – 9:42am (53 min)
- Photos of inside & outside the train station
- Use the toilet in the train station
- Exit via De Keyselei road (past Hotel Florida and McDonald's) – keep walking straight will go straight to the centre of town
- 8 min from station to LA MAISON DU CHOCOLAT BELGE and other choc shops
- Photo stop - De Stadsfeestzaal Meir shopping mall (extravagant building)
- Photo stop - HERITAGE LIBRARY HENDRIK CONSCIENCE - Hendrik Conscienceplein 4, 2000 Antwerpen, Belgium
 - Use the toilet if need to
- Photo stop of the city square - HENDRIK CONSCIENCEPLEIN, 2000 ANTWERPEN, BELGIUM
- 10am - Viewpoint – The Cathedral of our Lady (6 euro entry, Open everyday 10am – 5pm, Sat 10am – 3pm, Sun 1pm – 4pm) – can't find anything on Google if has bathrooms
- 10:30am approx. - MEIRBRUG 1 - Smallest waffle shop in the world (2000 Antwerpen, Belgium)
 - Liege waffles are made with a thicker batter that is similar to bread dough, and they have uneven edges. Pearl sugar is mixed in with the dough, which caramelizes when the waffle is cooked. They are thicker, richer and chewier than the Brussels waffle.
 - Galettes campinoises – hard and crunchy
- Grote market - Main town square and photo stop
- Steeplein - Castle - don't go in, photos from the outside only
- Photo stop – walk up the raised walkway (Steeplein) for a photo looking back up the street with the Cathedral in the picture
- Photo stop – hidden side streets – Vlaeykensgang – looks hard to find so only if have time – entrance off Pelgrimstraat Oude Koornmarkt 16 (1m wide)

- Approx. 11:30am - 15 min walk from the Cathedral to viewpoint MUSEUM AAN DE STROOM - Take the escalators to the tenth floor and go out onto the roof terrace (open 10 - 5pm daily) – only if have time as it's a bit far out of the way
 - Use the toilet
- 15min walk back into town

AFTERNOON - ANTWERP

- 12:30pm Lunch at a bakery
- Walk 15 min to Antwerp train station
- Approx 2pm - train back into Brussels Central (45 – 50 min)
 - **2:09 – 2:58 (50 min)**
 - 2:19 – 3:11
 - 2:40 – 3:26

AFTERNOON - BRUSSELS

- CHOOSE BETWEEN the basilica (preferred) or the Museum view
- Afternoon tea
 - Australian Home Made Ice Cream - Rue Neuve 123, 1000 Bruxelles, Belgium (inside a shopping centre)
 - Häagen-Dazs - Rue Neuve 76, 1000 Bruxelles, Belgium
 - Or just eat chocolate
- 1hr walk from Brussels Central Station / 50 min from **Brux Nord train station** (otherwise awkward 2 train changes and only save 20 min, or have to figure out the bus and buy a ticket) to NATIONAL BASILICA OF THE SACRED HEART IN KOEKELBERG - viewpoint (great view, 5th largest church in the world)
 - During summer time 9 am till 6 pm (last ticket at 5.30 pm)
 - During winter time 10 am till 5 pm (last ticket at 4.30 pm)
 - 5 euro fee to climb the dome (there's also a lift)
 - Use the toilet (0.50 euro fee)
- 1hr walk back into Brussels (otherwise 3 tram / train changes)
- ~~30 min walk, one way from Brussels central to CINQUANTENAIRE MUSEUM - Walk around gardens only, don't go inside - Triumphal Arch - Free viewpoint also in this park~~
- Only if have time - Shopping mall w/ Primark, closed Sundays, open hours usually until 6pm daily
- Dinner at 6:30pm (when it opens) at **Brasserie de la ville** (closed Sundays and Mondays) – chicken, mushroom and cream in a pastry puff, mashed potatoes with vegetables

Belgium Trains

Brussels to Antwerp x 2

Brussels to Bruges x 1

Bruges to Ghent x 1

Ghent to Brussels x 1

5 trips

X 2 people = 10 trips

Me (under 26) – go pass 1 = 10 journeys for 51 euro

Key card (no age restriction) = 10 journeys for 76 euro

Senior = over 65

Check standard price ticket at station before buying the pass

Train to Brussels airport excluded from this deal

10 journey card is for same destinations not multiple

<https://www.expatica.com/be/living/transportation/belgium-transportation-trains-metro-buses-and-taxis-in-belgium-100109/>

DAY 26 – Sunday 6th Oct – Brussels to Luxembourg Day Trip

REMINDER: NEED PASSPORT

- Wake up 7:30am
- 8:35am – 5 min walk from hotel tour departure point
 - Turn right from hotel entrance Rue d'Assaut
 - Right turn to Boulevard de l'Impératrice 66-60
 - Veer right onto Rue de la Montagne 55
 - Follow this as it veers right
 - Pickup from Brussels City Tours office
- 9am (need to be there 15 min before) – Brussels City Tour Office (Grasmarkt Straat 82, 1000 Brussel, Belgium) – 3 hrs drive to Luxembourg
- 1hr for lunch before walking tour
- BRING OUR OWN SNACKS
- ~~Only if have time – Luxembourg City Tourist Office – passport stamp~~
- Toilet - 0 Rue du Cure, 1368 Luxembourg (in main square, free)
- Food place
 - Gromperekichelcher – potato fritters - potato pancakes made from potatoes, onions, parsley, egg, and flour – is a national snack.
 - Paschtéit or Bouchée à la Reinepuffy - large pastry cases filled with chicken and mushroom, and mixed together with a creamy or béchamel sauce.
- Return to Brussels by mid-evening
- Dinner – decide on the day

DAY 27 – Monday 7th Oct – Ghent & Bruges Day Trip

MORNING – BRUGES

- Wake up 6:30am
- Depart 7:30am
- 8am train to Bruges (1 hr)
 - **8:08am – 9:02am**
 - 8:29 – 9:30am
 - 8:56 – 9:54am
 - 9:08 – 10:02am
- Walk 10 min to photo stop – Minnewaterpark
- Walk 5 min to photo stop - Ten Wijngaerde - Begijnhof 30, 8000 Brugge
- Walk 5 min to photo stop - WALPLEIN SQUARE (Main square)
- Walk 5 min to photo stop - BONIFACIUS BRIDGE
- Walk 10 min into town (follow the river)
 - CHOCOLATIER DUMON
 - MARKT
- 11am - CHEZ ALBERT - GAUFFRES – WAFFLES - Breidelstraat 16, 8000 Brugge
 - If too busy, try Fred's Belgian Waffles and Ice Cream - Markt 20, 8000 Brugge
 - Or House of waffles - Wollestraat 31, 8000 Brugge
 - Or Gelateria Da Vinci - Geldmuntstraat 34, 8000 Brugge
- 12pm (go sooner if possible, 12pm is peak time) - Belfry of Bruges
 - 366 steps to the lookout at the top
 - 10 Euro entry fee
 - Open 9:30am to 6pm
 - <https://www.waitamoment.co.uk/museums-monuments/belfry/belfry-crowds>
 - [TOILET?](#)
- BURG SQUARE – shopping street
- GROENEREI - photo stop - pretty street
- Walk across Meestraat Bridge and down along the river (there are food places if haven't eaten prior)
- Photo stop - ROZENHOEDKAAI, 8000 BRUGGE, BELGIUM - That iconic photo spot
- 1pm – lunch at a bakery (not many food places in Ghent and will be too late for lunch)
- Walk 20 min back to the train station via WESTMEERS, 8000 BRUGGE, BELGIUM

AFTERNOON - GHENT

- Train from Bruges to Ghent-St-Pieters train station
 - 1:08 to 1:34 (IC) - 26 min
 - 1:25 – 1:49 (IC) – 26 min
 - 1:31 – 1:57 (IC) – 26 min
 - 1:33 – 2:14 (L) - 40min
 - 1:58 – 2:20 (IC) - 22 min
 - **2:08 – 2:34 (IC) – 25 min**
 - 2:25 – 2:49 (IC) – 25 min
 - 2:31 – 2:57 (IC) – 25 mn
 - 2:33 – 3:14 (L) – 40 min

- 30 min walk into Ghent OR take tram 1 red / platform 2 (7 stops until 'Korenmarkt') – takes 15 min (trams every 5 – 10 min)
 - Buy ticket from the machine or Lijnwinkel ticket shop. Buy before boarding – otherwise more \$\$
 - 3 euro
 - ~~Trams 2 and 4 also go to city centre?~~
- Photo stops
 - VELDSTRAAT, 9000 GENT, BELGIUM
 - SINT-MICHIELSPLEIN, 9000 GENT, BELGIUM - St. Michael's Bridge
 - GROENTENMARKT – square with food shops
 - GENT STADHUIS - Town hall
 - NTGHENT – theatre
 - St. Michael's Church
 - St Nicholas Church
- Choc shop - SINT-BAAFSPLEIN 15 - Chocolaterie Luc Van Hoorebeke
- Mum try neuzekes / Cuberdons – raspberry hard / soft button things sold at street carts
- 4pm - Belfry of Ghent - tower with lookout
 - Open 10am to 6pm
 - 8 euro
- ~~Not a must about 10 min out of the way – photo stop – 'Devil Castle' – KASTEEL GERAARD DE DUIVEL~~
- If have time – photo stops
 - Sint-Jacobskerk - Bij Sint-Jacobs, 9000 Gent
 - Vrijdagmarkt
 - PATERSHOL – walk around neighborhood
 - Pretty street - LIEVEKAAI, 9000 GENT, BELGIUM
 - GRAVENSTEEN CASTLE - don't go inside - paid entry
 - Photo stop – bridge - SINT-MICHIELSPLEIN, 9000 GENT, BELGIUM
 - Korenlei & Graslei neighborhoods – very good view – waterfront
- ~~Only if have time – canal cruise – 40 min, 7 euro each~~
- Walk 30 min back to the train station or take the tram
- 40 min train back to Brussels (IC train) – 10 euro train ticket
 - 4:00 – 4:39
 - 4:23 – 5:00
 - 4:37 – 5:15
 - 4:54 – 5:31
 - 5:01 – 5:40
 - 5:23 – 6:01
 - **5:37 – 6:15**
 - 5:54 – 6:32

EVENING - BRUSSELS

Dinner at 6pm at **'T Kelderke** – open daily (has stoemp – mashed potato mixed in with other veggies, herbs etc.) - 16 euro

CZECK REPUBLIC (COUNTRY #9)

9. RESEARCH DUMP

- Transport - A 30-minute ticket for Prague's public transport network costs 24 CZK (\$1.51 AUD), while its 32 CZK for a 90-minute ticket. Tickets allow for changes between trams, the metro and buses

9. CURRENCY

- 1 AUD = 15.5344 CZK Czech Koruna
- Use cash only

9. GOOD TO KNOW

Temperature in October

- High = 13 degrees
- Low = 4 degrees

Power voltage / socket type



Supermarkets

- Albert – turn right from hotel, walk 2 blocks (3 min walk)
- Billa

Entry requirements before visiting

- Czech Republic is part of the Schengen. No visa required as total trip duration is less than 90 days
- Australians don't need a visa to travel to countries in the Schengen area for up to 90 days in any 180-day period

Banks

The Czech National Bank

9. FOOD

Czech Republic Foods to try

- Medovik honey cake (lots of thin layers – baked in circles and served in wedges)
- Marlenka Honey cake (similar to above but baked in rectangle and served in squares)
- Kolache or Trdelnik – round pastry like a doughnut – can be filled with cream cheese, seeds, like a doughnut
- Palacinky – sweet crepe
- Soparnik – thin dough snack food, pasty filled with cream cheese, spinach
- Bramboráky (Latkes) - potato pancakes which are shallowly fried and prepared with potatoes, matzo meal or flour and the binding ingredient for this dish is egg or applesauce

Chocolates

- Lentilky – like smarties & m and m's
- Côte D'Or
- Galler
- Leonidas
- Dolfín
- Fidorka – wafer biscuit

9. COMMON PHRASES (CZECH)

Hello	Ahoj
Goodbye	Sbohem
Please	prosím
Thank You	Děkuji
Yes	Ano
No	Ne
Sorry	Promiňte
Excuse me	Promiňte (same as sorry)

DAY 28 – Tuesday 8th Oct – Brussels to Prague

MORNING

- Wake up at 6am
- Check out of hotel at 7:10am
- Walk 5 min (10 min with suitcases) to train station
- Train from Brussels Central Station to Brussels airport (20 min) – train depart every 15 min with Belgian airways
 - Should cost 8.90 to 11 euro each max. – standard ticket. Don't use the Go Euro Pass 1 as 12 euro with the pass plus a 5.40 euro airport surcharge (Diablo Fee)
 - **7:27am arriving 7:49am OR 7:40am arriving 8am**
 - IC train (2 stops to airport) or SNCB intercity train
 - Takes 12 – 20 min
 - Be careful not to get on a slow train (can take up to 30 min)
- Get to airport by 8:15am
- Train station is on level 1, departures is on level 3
- Flight departs 9:30am, arrives 11am (should arrive in terminal 2)

ARRIVAL IN PRAGUE

- Airport transfer with Prague Airport Transfers
 - Prague Tel. (+420) 222 554 211
 - PREPAID
 - Reservation reference number: 1293777
 - Guy holding an orange sign with my name
 - Arranged private transfer as hotel is 15 min walk from station, 10 min drive in taxi, cheaper + quicker to get private transfer
- Hotel check in from 2pm so use luggage storage

PRAGUE – AFTERNOON

- Lunch at one of the places listed below or something we find along the way
- Old town square
- Old town hall tower lookout (astronomical clock)
 - 250 CZK entry fee
 - Open Mon 11am to 10pm, all other days 9am to 10pm
 - Lookout, Old Town Hall's underground, historical halls and the Chapel of the Virgin Mary
 - Busiest from 10am to 3pm
 - Old town square – buy tickets next to the clock tower or If buy a mobile ticket can skip the line – need to go inside the building to buy the ticket upstairs
- Palac Kinský – photo stop of building
- Chocotopia prague
- Tyn Church
- Municipal house – photo stop
- Pragtique stationery shop / gift shop – not a must - Národní 416/37, 110 00 Praha-Staré Město, Czechia

- Rosabella stationery – not a must - Palackého 725/10, 110 00 Praha-Nové Město, Czechia
- Kotva Department Store - open 9am to 8pm daily - view from the 5th floor terrace
- Puro gelato (5min walk in opposite direction from Kotva, back towards the hotel)
- Go up the powder tower for view if the weather is good - Open 10am to 8pm (90 CZK)
 - Buy tickets at the box office on the first level up from the ground, spiral stairs to the top
- Jewish quarter
 - St. Agnes Convent building – photo stop
 - Spanish Synagogue
 - Old Jewish cemetery
 - Dlouhá (pretty street / food street)
- Walk along the waterfront

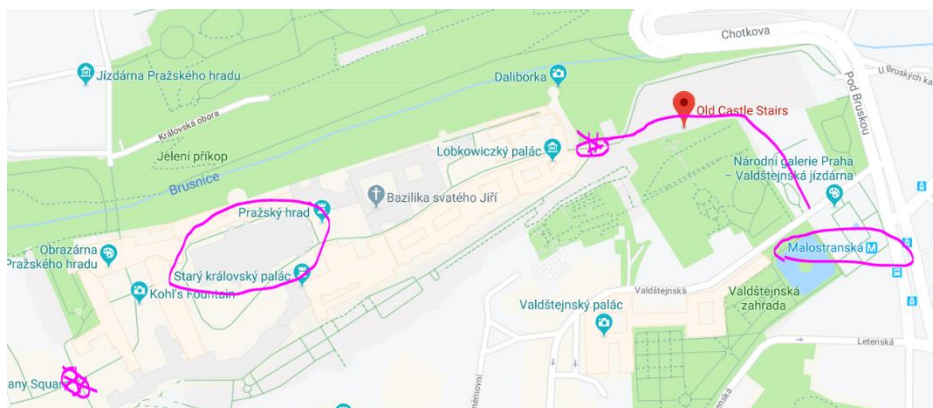
EVENING

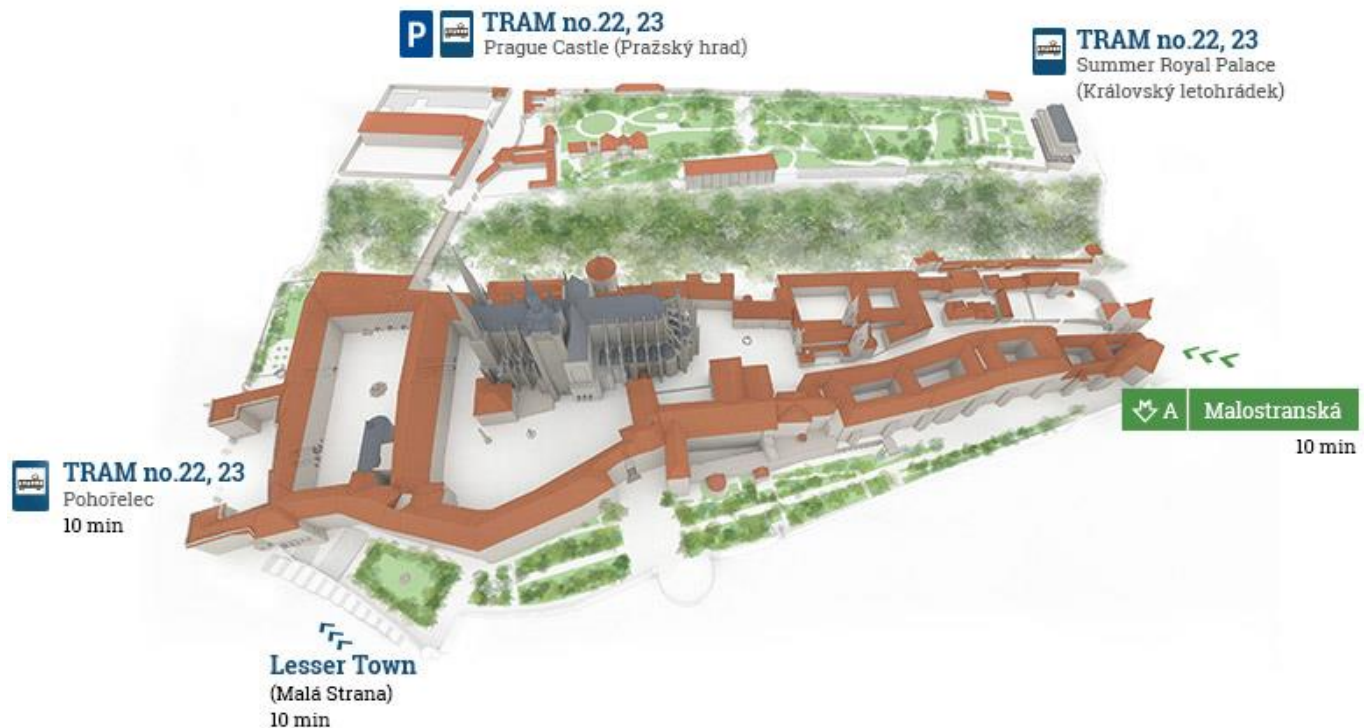
- Dinner
 - Near main train station approx. 15 min walk from hotel in opposite direction - Barakat (open 10am to 11pm daily) – gyros plate, meat with salad, kebabs – meals no more than \$12 AUD
 - Near jewish quarter - Lokal Dlouhaaa – sliced potatoes with baked ham, roast potato, beef goulash (meals no more than \$10)
 - Near hotel - la piccola perla prague - Lasagne for \$13.50 (4 min walk)
- Dessert – Gelato – Angelato - Rytířská 27, 110 00 Praha 1-Staré Město, Czechia (around the corner from the hotel!)

DAY 29 – Wed 9th Oct – Prague (Can swap with Day 31)

MORNING

- Depart hotel at 8:00am
- Walk 30 min to Prague Castle (opens at 9am but can access the courtyards / viewpoints from 6am) – best time to get there is 8:30am before crowds
 - Cross Charles Bridge / photo stop
 - Go through the main entrance gates - Tickets can be purchased within the Prague Castle grounds at the information centers found in the 2nd & 3rd courtyards of the castle, in the Prague Castle Picture Gallery, in the Old Royal Palace and at two ticket offices in the Golden Lane.
 - **Ticket for route B – 250 CZK** - St. Vitus Cathedral (do this 1st), Old Royal Palace, St. George's Basilica, Golden Lane with Daliborka Tower
 - St. Vitus Tower in Prague Castle – viewpoint after 287 steps (50 CZK)
 - Viewpoint – terrace of Starbucks prague castle square
 - Use one of the toilets in the castle
 - Likely spend 2 - 3 hours at the castle, aim to leave at 11am
 - Alternate castle entries:
 - 1) the Main Front Entry, 2) the rear Powder Bridge entry and 3) the rear Old Castle Steps entry.
 - 1 and 2 will have the biggest queues but also the most number of security staff
 - 3 has less of a queue but fewer security staff so you may end up waiting longer
 - In peak times expect up to a 30 minute waiting period
 - 4th entry during the peak summer season (April to October). If you take tram 22 or 23 towards entry 2 above then get off one tram stop earlier at “Kralovsky Letohradek” and cross the road. From here you go through the security entry, walk through the Imperial Gardens and enter the Castle complex just after the Powder Bridge security.
 - **Malostranskà underground station - Old Castle Staircase to the eastern side of the castle**
 - 22 Tram from Národní třída or the Malostranská metro station. But instead of getting off at the main Prague Castle stop (Pražský hrad), stay on until you reach Pohořelec.





AFTERNOON

- Hradcany Square
- Lunch along Loretánská street (at one of the food places behind the castle)
 - U Zavěšeného Kafe – spinach and crepe 150 CZK (\$9.40), roast chicken with mashed potato 250 CZK, salmon and potatoes 310 CZK
- Petrin Hill (open 10am to 10pm daily)
 - Walk 30 min from Prague Castle to Petrin Hill (also 30 min walk from Charles Bridge through the Petrin Gardens)
 - If too tired to walk - Travel to tram stop Ujezd (trams 9,12,15,20,22,23). Then, take the funicular railway up Petrin Hill – trams take about the same amount of time as walking
 - A more indirect route to reach the top of the funicular and Petrin Hill is to travel to metro stop Malostranská (line A). Then by tram to stop Pohorelec (tram 22). Then walk 10 minutes along Strahovská street.
 - Open 10am to 8pm in October
 - 150 CZK entry fee to the Petrin Tower (replica of the Eiffel tower) – can only buy ticket at the box office in the tower
 - Lift for elderly/disabled visitors (60 CZK Adult; 30 CZK senior/child)
 - ~~Funicular to get up or down the hill (closed for maintenance between 7 Oct & 25th Oct)~~
- Nerudova Street – photo stop on the way back down into Prague
 - Creperie U Kajetána - Trdelník (rolled donut / ice cream traditional to Prague)
 - Waffle Point U Kajetána

- If have time - St. Nicholas Church tower viewpoint (90 CZK each / \$5) - Tickets can be purchased at the base of the tower for Kč 90, which is located at Malostranské Náměstí 29/556

Head back to central Prague

- Detsky Ostrov – google Map Manu Risto & Lounge – island with viewpoint looking back at Prague old town
- Kampa Island
 - Walk toward Charles Bridge, before you cross the bridge, veer to the left, which will lead you under the bridge and onto the island (you'll pass a Manufaktura shop at Mostecká 276/17 – tourist shop)
 - Swans of the Vltava river viewing point
 - 2min walk to narrowest street of Prague (looks like an alley with steps)
- Charles Bridge lookout towers – north and south – only if have time and weather is good
 - Opening hours – 10am to 10pm
 - Tickets can be purchased only at the box office in the tower (90 CZK)
 - Want to do the one closest to Old Town (Old Town Bridge Tower) has better view than Lesser Town Tower

EVENING

- Walk along waterfront, otherwise, go straight to dinner
- Dinner at Taverna Toscana - Italian – lasagna, pizza etc.
- Dessert – Gelato - Crème de la Crème
- 5 min walk to hotel

DAY 30 – Thurs 10th Oct – Cesky Krumlov (day Trip)

NEED CASH – most places don't accept card

- Depart hotel at 8:30am
- Walk 7 min to pickup location
 - Turn left when exit the hotel doors
 - Turn right at end of the street
 - Take the 1st left, follow straight
 - Veer right along Celestna street
 - Veer left onto Na Prikope
 - Tour office is on the right
- 9am depart Prague Sightseeing Tours (The Yellow Kiosk of Prague Sightseeing) - nám. Republiky 1037/3, 110 00 Praha-Nové Město, Czechia
- Tour is approx. 10 hours (lose about ½ in transit so approx. 4 hours free time in Cesky Krumlov less 1 hr guided tour = 3 hrs free time)
 - 2.5 – 3hr drive one way to Cesky Krumlov
 - Cesky Krumlov Castle
 - Castle tower – view from the top (50 CZK)
 - Castle tour admission between 150 and 300 (unsure if already included in tour price)
 - Viewpoint - Castle Café - between the Castle Theater and gardens is a small door along the brick wall that leads to a cafe with an incredible panoramic view of the city
 - The path from the gardens winds beyond the castle and back around into town
 - Cloak bridge view – bridge with statues
 - Church of St. Vitus
 - Free time to wander the historic town center
 - Namesti Svornosti – town square
 - Masná and Horní – pretty street
 - Seminární zahrada – park / garden with low down view for photos
 - Latrán Street – pretty street
 - Široká – pretty street
 - Dlouhá – pretty street
 - Lunch
 - Restaurace Ebersbach - Siroka 77, Cesky Krumlov – veggies!
 - **hotel zlaty andel - Pork loin & veggies – might be too far out of the way, good variety on the menu**
 - Restaurant Bohemia – lots of potato wedges with the dishes
 - Supermarket - Albert
- If have time
 - Across from Hotel Ruze is a beautiful viewing deck of the city and castle in Cesky Krumlov - walk a couple of minutes from the main square along the Horní Street. When you reach Hotel Růže, it means you are there. Just look left and you'll see the viewing platform (a small park).
 - Not a must - Hill near Český Krumlov, AN bus station – hill off Kaplicka street

DAY 31 – Friday 11th Oct – Karlštejn Castle (Can swap with day 29)

MORNING

- Wake up 7:30am
- Leave hotel at 8:20am
- Walk 20 min to Prague Main train station (allow 30 min for photo stop and buying a ticket)
 - Turn right from hotel, left at the end of the street
 - Follow the road straight down to Wenceslas Square (9 min from hotel)
 - 10 min walk to train station - Continue straight down the road, turn left at the McDonald's & Museum
 - Walk straight ahead to the train station
- Need a 1 day ticket for 110 CZK (approx. \$5 AUD). Fine up to 1500 CZK if don't have a valid ticket
 - Senior 60 - 70: 55 CZK – buy from the ticket office
- Train depart **8:50am arrive 9:40am** (50 minutes) – 10 stops
 - ~~8:20am arrive 9:10am~~
 - **8:50am arrive 9:40am**
 - ~~9:50am arrive 10:40am~~
 - ~~10:50am arrive 11:40am~~
 - Sit on the right side of the train for better views
- From Karlštejn train station exit, turn right and follow the signs for "hrad" (castle)
 - At the end of the street, you will turn left and cross over a bridge with a pretty view. At the end of the bridge, turn right and you will come to the small village of Karlštejn.
 - It is a 30-40 minute uphill walk from the train station to the castle (approx. 2km)
 - It is possible to take a taxi or horse-drawn carriage from the start of the village up to the castle (100 – 150 CZK p.p. for carriage).
 - The restaurants closest to the castle are more expensive
- Free to walk around the castle, have to pay if want to go in
 - Have to pay for bathrooms, even if buy a tour
- <https://www.hrad-karlstejn.cz/en/visitors-information/tours/5043-view-from-the-great-tower-3rd-4th-5th-floor-of-the-great-tower-without-the-chapel-of-the-holy-cross>
- Buy the ticket when get there – limited info online and in another language
 - We are doing Tour 1 - The private and representative rooms of Emperor Charles IV (Basic tour) – 55 min
 - Tour 3 is not available in October. Tour 2 (chapel of the holy cross for view) is 100 minutes – too long
 - 320 CZK (\$15 AUD) – same price regardless of tour
 - Castle open 9:35 – 4:30 (last tour at 5:30pm) during October
- Directions <https://www.frommers.com/destinations/prague/side-trips/karlstejn-castle>
- Lunch in Karlštejn – less expensive farther away from the castle

AFTERNOON

- Train back to Prague (S7 train - dark blue route)
 - 1:20pm – 2:00pm
 - 1:50pm – 2:30pm
 - 2:20pm – 3:00pm
 - 2:50pm – 3:30pm
 - 3:20pm – 4pm
 - 9 stops – get off at Praha-Smichov, exit to the right of the station and cross the river
- Arrive back in Prague around 3 - 4pm
- Walk along the river - Náplavka
 - Only if have time - Castle just outside of Prague – Vyšehrad – viewpoint but not the greatest - Open 9:30am to 6pm in October
 - The small space overlooking the river on the west side of the grassy park (south of the church) and look north.
- ~~Only if have time – Franz Kafka – Otočná hlava moving face statue~~
- ~~Only if have time – House of the Black Madonna lightbulb staircase (just down the street from our hotel)~~
- ~~Only if have time – MY store department store~~
- Puro Gelato (15 min from the train station, across the river)
- 10 min walk from gelato to Dancing House - Jiráskovo nám. 1981/6, 120 00 Nové Město, Czechia
- 30 min walk from dancing house to Letna Park along the riverfront
 - After Charles Bridge, head to the right (away from the river)
 - Pařížská Street
 - Crossing Čechův Most Bridge, and up a slightly steep set of stairs
 - Chotkovy tram stop - viewpoint / photo stop
 - Bedřich Smetana Statue – juts out from the main pedestrian, view of Charles Bridge
- Around 5pm
 - Letna Park beer garden view
 - Metronome viewpoint in the park

EVENING

- Walk 25 min to Charles bridge to see it at night (sunset at 6:10pm)
- Charles bridge Old Town Tower at night – the side that looks back over the bridge and the castle
- Dinner at Karavella (Michalská 438/15, 110 00 Staré Město, Czechia) – pork medallion, grilled chicken, potatoes, potato pancakes, potato gratin (like potato bake)
- Walk 5 min back to the hotel

Only if have time

- Debenhams - Václavské nám. 831/21, 110 00 Praha-Nové Město, Czechia
- Vyšehrad viewpoint? Not a must
- Photo of the swans with the Charles bridge in the background & go up Charles Bridge tower

CROATIA (COUNTRY #10)

10. RESEARCH DUMP

- Plitvice Lakes day trip booking confirmation – printed

10. CURRENCY

- 1 AUD = 4.4101 HRK (Croatian Kuna)
- Use cash only

10. GOOD TO KNOW

Temperature in October

- High = 25 degrees
- Low = 17 degrees

Power voltage / socket type



Supermarkets

- SPAR

Entry requirements before visiting

- Croatia is not part of the Schengen. No visa required as total trip duration is less than 90 days
- Passport will need to be stamped when flying out of Frankfurt, and when taking the Flix bus from Croatia to Slovenia

Banks

Croatian national bank

10. FOOD

- Palacinke – like a crepe – choc & ice cream, lemon and sugar
- Ćevapi – flatbread with sausages and onion
- LA ŠTRUK restaurant - Zagorski Štrukli – dough with filling usually cheese cottage
- Burek – pastry like filo plain or with fillings
- Soparnik – savoruy pastry filled with swiss chard (like spinach / kale)
- Zagreb escalope – schnitzel
- Fritaja – scrambled eggs
- Arancini – candied orange peel
- Rozata – custard pudding like flan
- Pancakes (crepes)

- Krempite - mille-feuilles cake or vanilla slices cake – puff pastry and custard cream between
- Makovnjaca (poppy seed roll) and orahnjaca (walnut roll)

10. COMMON PHRASES (CROATIAN)

Hello	zdravo
Goodbye	Doviđenja
Please	Molim
Thank You	Hvala vam
Yes	Da
No	Ne
Sorry	Oprosti
Excuse me	ispričajte me

DAY 32 – Saturday 12th Oct – Prague to Zagreb

MORNING

- Wake up 8:30am
- 9:45am – Prague airport transfers pickup time
- 30 min drive to the airport
- Flight departs Prague 11:50am, arrive Frankfurt 1pm (1hr 10 min flight)
- Approx. 3hr layover in Frankfurt airport
 - Visitor's terrace terminal 2 (3 euro entry fee per person) – at the food plaza (level 4) next to McDonald's. Follow signs to terminal 2 shopping plaza then to visitor's terrace (hours vary – 10am to 7pm in October)
https://www.frankfurt-airport.com/en/travel/transfer.detail.suffix.html/service/other-services-for-visitors-and-travellers/visitors_-terrace.html
 - Airport tours - shortest is 45 min 'starter tour' for 7 euro <https://www.frankfurt-airport.com/en/enjoy-explore/airport.detail.suffix.html/service/airport-tours/airport-tours.html>
- Depart Frankfurt 3:55pm, arrive in Zagreb 5:15pm

EVENING

- 20 – 30 min private transfer to Palace Hotel with Sun Transfers
- Approx. 7:30pm - 10 min walk from hotel to centre of town
- Dinner LA ŠTRUK restaurant - Skalinska ul. 5, 10000, Zagreb, Croatia (Cottage cheese pastry traditional Croatia food - ŠTRUKLI - open until 10pm)
- Dessert at Lolita - 1000, Cankarjevo nabrežje 1, 1000 Ljubljana, Slovenia (open to 11pm)
- Return to hotel & in bed by 10:30pm

DAY 33 – Sunday 13th Oct – Plitvice Lakes Day Trip

No breakfast with Zagreb hotel

- Tour Company – Petros DMC
- **Take waterproof jacket and umbrella**
- 5 min walk from hotel to pick up point - Trg Nikola Subic Zrinski (Park Zrinjevac).
Exact address is: Trg Nikola Subic Zrinski 2.
- Our guide will wait for you in front of the Meteorological station. This is a small display that shows temperature and barometric pressure on the north side of the park.
- 9am? Pick up time will be advised 24 hours before departure.
- Rastoke village
- Plitvice Lakes
 - Veliki Slap is the best lookout
 - Food?
 - 8.5km walk
 - Boat ride & train
- Duration 10 hours (i.e. return to Zagreb at around 8pm)
- Drop off point is same as pickup
- Dinner – plenty of food places within 10 min of hotel, no restaurants have their menu's online
- **Bag tags for flibus**

SLOVENIA (COUNTRY #11)

11. RESEARCH DUMP

- Lake Bled day trip booking confirmation – printed
- Predjama Castle day trip booking confirmation - printed

11. CURRENCY

- 1 AUD = 0.60 Euro

11. GOOD TO KNOW

Temperature in October

- High = 13 degrees
- Low = 5 degrees

Power voltage / socket type



Supermarkets

- SPAR
- Mercator

Entry requirements before visiting

- Slovenia is part of the Schengen. No visa required as total trip duration is less than 90 days
- Australians don't need a visa to travel to countries in the Schengen area for up to 90 days in any 180-day period

Banks

Bank of Slovenia, SID bank

11. FOOD

- Medovik honey cake (cake with lots of thin layers)
- Lake Bled cream cake
- Potica – bread with different fillings – dessert
- Štruklji - dough and filled with variety of fillings. They can be eaten as an individual dish or a side dish
- Kajmak – similar to cream cheese
- Slovenian ravioli
- Prekmurska Gibanica – layered cake - contains poppy seeds, apples, cinnamon, farmers cheese, and walnuts between layers of different types of pastry dough.

11. COMMON PHRASES (SLOVENIAN)

Hello	zdravo
Goodbye	adijo
Please	prosim
Thank You	Hvala vam
Yes	da
No	Št (just say no in English)
Sorry	oprosti
Excuse me	Oprostite

DAY 34 – Monday 14th Oct – Zagreb, bus to Ljubljana

Check out & depart hotel at 8am, Add bag tags for flibus before leaving hotel

MORNING

- Korica bakery – 5 min walk from hotel – turn left, Ul Baruna Trenka street, 2 blocks then on the left
- ~~NARODNE NOVINE – stationery shop – not a must do – 7am – 8pm Mon – Fri, Sat 8 – 2pm – Trg žrtava fašizma 15, 10000, Zagreb, Croatia~~
- From the bakery, turn right and walk straight up to Iluca
- Ban Josip Jelačić Square
- Around 9am - LOTRŠČAK TOWER
 - Paid viewpoint - 4.50 AUD (20 KN each)
 - Mon - Fri 9am to 8pm, Sat & Sun - 10am to 7pm
 - Entry is via - Strossmayerovo šetalište 9 10000, Zagreb
 - *Visit before noon when shot is fired from the tower*

AFTERNOON

- 11am - 2pm - Walk around Upper Town
 - TOMIĆEVA ULICA (pretty street)
 - Strossmayer Promenade - Strossmayerovo šetalište 16-99, 10000, Zagreb, Croatia
 - SAINT CATHERINE OF ALEXANDRIA - lookout behind the church - great view of Downtown is behind the St Catherine's Church, few steps above Strossmayer Promenade
- Tunel Grič - Mesnička ul. 19, 10000, Zagreb, Croatia
 - Art Park exit ends up behind the Cathedral
 - Radićeva ul. Exit will be the middle of town
- Gelato
 - Vincek slastičarnica - Ilica 18, 10000, Zagreb, Croatia (open 8:30am – 11pm)
 - Cremme / The Cookie Factory - Ul. Ivana Tkalčića 21, 10000, Zagreb, Croatia – bit far out of the way
- St Mark's Church
- Burek – traditional Croatian food (5min walk from Cathedral of Zagreb) - Burek, Dolac 2, 10000, Zagreb, Croatia – Dolc markets mostly shut down by 1pm
- By 2pm - Cathedral of Zagreb
- 5 min walk to Bakery – AMÉLIE - 10000, Vlaška ul. 6, 10000, Zagreb, Croatia
- 5 min walk to - Zagreb 360 views - usually open 10am to until 10pm - 60 KN each (Ticket valid entire day if want to visit against at night)
- Oktogon – photo stop / walkway with octagon ceiling, 1 block from Zagreb 360 (not a must do)
- 5 min walk from our hotel - King Tomislav Square (at the end of town with tram stops)
- Depart 3:45pm - 7 min walk to Palace Hotel

Only if have time

- ULICA IVANA TKALČIĆA – pedestrian street with food (upper town)
- Botanical Gardens

EVENING

- **Need to be back at hotel by 4pm**
- Depart hotel either taxi 10 min or tram 20 min
- Flibus depart 5pm (need to be there 15 min before) from AVENIJA MARINA DRŽIĆA 4, 10000, ZAGREB, CROATIA

- Due Arrive Ljubljana Main Station Station at 7:30pm
- Walk 8 min (probs 10 – 15 min with suitcases) to City Hotel Ljubljana (entrance is on Dalmatinova ulica street – walk on the right side from the train station) - Walk 4 blocks from train station, turn right, hotel is at the end of the next block Or Taxi Ljubljana [+386 70 795 741](tel:+38670795741)
- Dinner at Rio Momo – pork medallions and veggies for 8 euro & pork goulash
<http://www.riomomo.si/enr/Pricelist/Serbiancuisinespecialities.aspx>
 - 7 min walk from hotel – exit, turn left, walk 3 blocks turn right, walk straight 5 blocks
- Dessert at Le petit Cafe - Okrepčevalnica

DAY 35 – Tuesday 15th Oct – Predjama Castle & Caves

Pre-paid for this tour on 6th September 2019

- Breakfast included at hotel
- NLB bankomat is around the corner from the hotel – may need to wait for it to open to get in to the atm
- There is another ATM at the side street opposite the park

Day Trip – Predjama Castle & Caves (Slovenia Explorer)

- Hotel pickup (from hotel) at 8:30am (be ready 10 min before)
- Postojna cave has 9 degree temp inside – pack warm clothes!
- Piran (1.5 hrs from Ljubljana)
- 6:30pm dropoff to same location

Piran photo spots

- Piran Bell tower - Tartini Square from above - (146 steps) – 1 euro. Warning, bell chimes every 15 minutes – very loud if you are in the tower when it goes off
 - 5 min walk from Tartini Square – there are 2 main stone paths that lead to it
- Tartini Square
- Walk along the waterfront
- Piran Pier
- Take a photo looking back at the town and the tower from the dock
- the cathedral of St. George – view down onto the beach and over Piran
- Climb the old town wall or the hill behind the town for view – only if have time (2 euro to climb the wall)

Food

- Lunch – no restaurants list their menus and prices online so just pick something when get there
- Dessert - Slascicarna Piran

Toilet – only 1 near the main square - CESSI GRATUITI PER SOLI ITALIANI - Kogojeva ulica 2, 6330 Piran, Slovenia

EVENING

- Dinner at Gostilnica Hiša Pod Gradom – stuffed pasta & goulash for 10 euro – near the castle, may be too far out of the way
<https://www.hisapodgradom.si/gostilna/slovenian-dishes>
- Not many menus listed online – find something when get there

No schedule on the website, my estimate schedule

- 9am – finish hotel pickups, depart Ljubljana
- Drive 40 min to the caves
- 11am – depart caves for the castle (castle is 1 hr from Ljubljana), approx. 20 min from the caves
- 2pm – arrive in Piran
- 4pm – depart Piran, 4:30 – 6:30pm – drive back to Ljubljana

DAY 36 – Wednesday 16th Oct – Lake Bled

- Breakfast included at hotel

DAY TRIP

- Lake Bled – Alpine Fairytale day tour (Roundabout Travel) - Prepaid
- Depart hotel at 7:45am
- Walk 3min from hotel, turn right, then first left and hotel will be on the right
- 8am Pickup - Grand Hotel Union Business - by the fountain (booking says allow up to 20 min delay)
- Bled's famous cream cake known as Kremna Rezina (Park Hotel, Bled)
- Should be about 1.5hrs free time at Lake Bled – if do the pletna boat road it's 15 euro to the island or *10 euro entry to the castle. Do the castle – really good views*
- Villa bled hotel terrace and cream cake
- 9 euro for vintgar gorge
- 6:30pm dropoff to same location

EVENING

- Dinner at Second Violin - Druga Violina - traditional slovenia food restaurant (Open daily from 8:00 to 24:00)
<https://www.visitljubljana.com/en/visitors/things-to-do/food-and-drink/druga-violina/>
- Prešernov Trg (central square)
- Photo stop - Franciscan Church of the Annunciation
- Walk along triple bridge back to hotel
- Hofer & Mercator supermarket

GERMANY (COUNTRY #12)

12. RESEARCH DUMP

- Neuschwanstein and Linderhof Royal Castles Tour from Munich 2019 - <https://www.viator.com/en-AU/tours/Munich/Royal-Castles-of-Neuschwanstein-and-Linderhof-Day-Tour-from-Munich/d487-285016?mcid=56757>

12. CURRENCY

- 1 AUD = 0.60 Euro
- Expect to pay 15 euro for a main meal https://www.numbeo.com/cost-of-living/country_result.jsp?country=Germany
- <https://www.budgetyourtrip.com/germany>

12. GOOD TO KNOW

Temperature in October

- High = 15 degrees
- Low = 5 degrees
- Expected rain = 8 days

Major department stores

- Hema
- Galeria Kaufhof München Marienplatz
- TK Maxx

Power voltage / socket type

For Germany there are two associated plug types, types C and F. Plug type C is the plug which has two round pins and plug type F is the plug which has two round pins with two earth clips on the side. Germany operates on a 230V supply voltage and 50Hz.



Supermarkets

- Aldi
- Lidl
- Rewe
- Edeka
- Kaufland
- Penny Markt

Entry requirements before visiting

- Germany is part of the Schengen. No visa required as total trip duration is less than 90 days

- Australians don't need a visa to travel to countries in the Schengen area for up to 90 days in any 180-day period

Banks

Deutsche Bank, Commerzbank, KfW, KZ Bank

Toilets

- 50c – 1 euro (including at railway stations)
- Expect to go upstairs or downstairs in restaurants (i.e. not on same level as the food)
- Attendants in the bathroom. If no counter to pay at usually a tray expected to tip 50c to the attendant. If toilets are unclean, then don't tip
- There are sometimes unisex bathrooms
- Men's toilets are marked 'Herren' (or just 'H'), the ladies' 'Damen' (or just 'D').
- Public toilets in southern Germany's city centres are almost non-existent. Instead use facilities in department stores, railway stations, markets, beer halls, museums and other public places.
- Large shopping centres usually have toilets top and ground floor

Tipping

- Avoid saying thanks when you hand back the bill – they'll think you're not waiting for change
- 10 – 15% service charge means tip already included. If not, add 10 – 15%
- Germany - In these countries, locals don't wait for change from the bill to leave a tip. Instead, they tell the server the total they'd like to be charged, including the tip, when handing them the money. For example, if the bill is 22 and some change, handing a server 30 euros, and telling them 25 euros (please) will mean your server brings you back five euros in change and pockets the difference.
- Bread & water have to pay for (don't assume it's free if they leave it on the table without saying anything). If it has service charge included you still need to tip 5 – 10% on top of that

Munich Laundromats

- 2 min walk - Schwanthalerstraße 50, 80336 München, Germany – expect 5 – 10 euro per load (max \$16 AUD)
- 15 min walk from hotel - Wasch-Center "München - Parkstraße", Parkstraße 8, 80339 München, Germany

12. FOOD

GERMAN FOODS TO TRY:

- Schneeball (pastry) – dough with flavouring e.g. lemon – mainly in Rothenberg – not a must
- Spätzle – pasta made from eggs, milk, flour
- Kartoffelpuffer - Potato Pancake – usually a breakfast meal
- Kartoffelpuffer mit Apfelmus – as above but with apple sauce
- Kartoffelkloesse - Potato Dumplings
- Weiner Schnitzel – meat, crumbs and ham and cheese inside with salad and potatoes
- Butterkase (butter cheese) – bread with creamy cheese through it
- Brezelen (pretzel)
- Apfelkuchen - Apple Cake
- Kaiserschmarrn pancakes – mini pancakes
- Stracciatella (chocolate chip-ish) yogurt- from the supermarket
- Swiss cookies – catago – from the supermarket
- Moser Roth – supermarket choc brand

WHERE TO EAT IN MUNICH

No breakfast with Munich hotel

Near main square / centre of town

- The Ratskeller (at the town hall) – has Kartoffelpuffer (potato pancakes and other traditional German food)
- Munchner Stuben - Schnitzel 20 euro <https://www.muenchner-stubn.de/en/food-drinks/menu>

Near hotel

- *Ristorante CA`D`ORO* - Pizza & Roast veggies, lasagne is without meat 😞 4 euro for a side, 15 euro for main, 10 euro for pizza <https://www.cadoro.de/en/menu/>
- *L'Osteria* (Italian) – they do takeaway but no prices online
- GASTHAUS ZUR FESTWIESE - German food restaurant for dinner (they serve Spätzle & 2 blocks from the hotel)
- Plenty of Italian restaurants surrounding the hotel

Dessert

- Punto Gelato - 15 min walk 1 way from hotel
- Gelateria Garda Ice Cream – 9 min walk, 1 way from hotel
- Crema Gelato – 7 min walk, 1 way from hotel

12. COMMON PHRASES (GERMAN)

Hello	Hi
Goodbye	Auf Wiedersehen (Alf Weiderzein)
Please	Bitter (Bitte)
Thank You	Feelin Dank (Vielen Dank)
Yes	Yah
No	Nein (pronounce nine)
Sorry	Es tut uns leid
Excuse me	Entschuldigung (en shoi de gung)
Do you speak [language]?	English?
I don't understand	Too complicated to pronounce, do a confused face
How much is this?	wie viel
Too expensive	-
Do you have change?	hast du Kleingeld
Airport	Flughafen
Train station	Bahnhof
Bus	Bus
Taxi	Taxi
Toilet	Toilette
Where is...?	wo ist
Does this go to...?	geht das zu
Which way to...?	welcher Weg zu
ATM?	Geldautomat
Bottled Water	Too complicated to pronounce, just ask for water
Can we have the bill please	Rechnung bitte
I would like...	Ich würde gerne (ich wer-de gerner)
Left	in Flaschen abgefülltes Wasser
Right	Recht (say right)
What time does it leave?	Wann geht es?
How long (duration)?	Wie lang
Pharmacy	Apotheke
I'm allergic to	-
Entry	Eintrag
Exit	Ausfahrt

DAY 37 – Thursday 17th Oct – Ljubljana to Munich

Check out & depart hotel at 7am

MORNING (7AM TO 9AM)

- Dragon Bridge
- Central Market
- Butchers Bridge
- Ljubljana Cathedral – go inside (15 min)
- Fountain of Three Carniolan Rivers
- Town Hall
- If have time – SMILE concept store - Mestni trg 6, 1000 Ljubljana, Slovenia (stationery)
- 9am – bakery for morning tea / breakfast
 - KLOBASARNA - Fast food style Struklji different types (Mon – Sat 10:00-23:00, Sun 10:00-15:00)
 - Grocery shop - Mercator

9:30AM TO 12PM

- Ljubljanski Castle – funicular only up to viewpoint, don't go inside just a museum (open 9am to 9pm in October) – aim to leave there by 10:30 to 11am. The tower has 360 degree views – check price on the day. If have time, walk back down instead of taking the funicular – opens at 10am
- Triple Bridge
- Prešernov Trg (central square)
- Congress Square
- Photo stop CANKARJEVO NABREŽJE, 1000 LJUBLJANA, SLOVENIA
- Morning tea
 - GELATERIA ROMANTIKA - Dvorni trg 1, 1000 Ljubljana, Slovenia
 - Lolita - Cankarjevo nabrežje 1, Ljubljana 1000, Slovenia
 - Prekmurska Gibanica - Flour, poppy seeds, walnuts, apples, raisins, and quark
 - Slovenian House – traditional cake – open 8am to 1am - Cankarjevo nabrežje 13, 1000 Ljubljana, Slovenia
- Photo stop - KRIŽEVNIŠKA ULICA, 1000 LJUBLJANA, SLOVENIA
- Shoemakers Bridge

If have time

- Konzorcij Bookstore and Stationery - Slovenska cesta 29, 1000 Ljubljana, Slovenia
- NAMA department store (open Monday to Friday 9:00-20:00, Saturday 9:00-20:00)
 - Grefino – soft serve ice cream inside NAMA
- Open 10am – try a štruklji at My Dumplings Of Slovenia

12PM TO 2PM

- ~~Viewpoint – Nebotičnik – café doesn't open until 9am, expensive, would probs only get a hot choc~~
- 12pm lunch at ?
- Stationery shop - SKRINJICA STORE - Gosposvetska cesta 8, 1000 Ljubljana, Slovenia
- Tivoli city park from 1:30pm to 2:30pm the head back to hotel

- Public toilet near Mesarski most bridge

AFTERNOON

- Back at hotel at 3pm to 3:15pm to collect bags
- Transfer to airport - 30 min
- Transfer arranged with Airtrail Slovenia for 3:30pm <https://www.airportljubljana.co/>
 - Need to be at airport 60 min before flight
 - Takes 30 min to get there
 - 30 min buffer if there's traffic, pickup is late or have trouble finding where to go
- Arrive at airport at 4pm (check in closes 60 min before flight)
- 5:35pm flight to Munich arriving 6:35pm

MUNICH

- Train from airport to Munich main train station
 - Didn't pre-book a transfer as with peak hour traffic, time would probably be the same
 - Buy **single day ticket** - airport is in zone 4, the maximum cost to include zone 4 or more is 11.60 euro). Airport is in the outer district – 6.70 euro each
 - ~~Airport city day ticket – select “MVV Münchner Verkehrs- und Tarifverbund” on the screen, followed by “Airport-City-Day-Ticket”. 13.60 euro each, group is 24.30 euro~~
 - Trains depart airport every 12 minutes – S1 green train line
 - Platform 2 (14 stops)
 - 7:04 – 7:45pm
 - 7:11 – 7:57pm
 - 7:23 – 8:05pm
 - 7:31 – 8:17pm
 - 7:44 – 8:25am
 - 7:51 – 8:37pm
- Dinner near the hotel & main train station
 - Ristorante CA`D`ORO - Pizza & Roast veggies, lasagne is without meat 😞 4 euro for a side, 15 euro for main, 10 euro for pizza
<https://www.cadoro.de/en/menu/>
 - L'Osteria (Italian) – they do takeaway but no prices online
 - GASTHAUS ZUR FESTWIESE - German food restaurant for dinner (they serve Spätzle & 2 blocks from the hotel)
 - Plenty of Italian restaurants surrounding the hotel

Accommodation: Hotel Metropol Munchen (pre-paid)

REMINDERS

- Wash clothes
- 9am in Munich is 5pm in Brisbane (same day)
- 9pm in Munich is 5am in Brisbane (next day)

DAY 38 – Friday 18th Oct – Munich

MORNING

- Sleep in until 9am, depart hotel at 10am
- Grocery shop – REWE, Lidl or Edeka for chocolate supplies
- 20 min walk into town
 - Photo stop at KARLSPLATZ (gate)
 - idea. Creativmarkt Munich – craft shop (looks like Lincraft) – open 10am to 8pm daily, closed Sunday
- Walk straight down Neuhauser Street to Marienplatz (main town square)
- Frauenkirche – church photo stop
- MUJI München Fünf Höfe - Kardinal-Faulhaber-Straße 11, 80333 München
- Schreibmayr - stationery (10 - 7pm daily, closed Sunday)
- Supermarket - REWE City - Theatinerstraße 14, 80333 München (near the stationery shop)
- 11:30am - St Peter's Church (do during daytime) – 4 euros
 - If you're up for the climb, look for the color-coded circles at the lower platform. These will let you know whether or not it's worth it to climb the 306 steps to the 56 meter high platform. For example, a white circle means visibility is at its best and you may be able to see all the way to the Alps.
 - White circle = clear views
<http://www.aviewoncities.com/munich/peterskirche.htm>
 - Open daily in the summer Monday to Friday between 9am and 6.30 pm, Saturday, Sunday and holidays from 10am to 6.30 pm.
 - Open in the winter Monday to Friday between 9am and 5.30pm, Saturday, Sunday and holidays between 10am and 5.30pm
- KAUT-BULLINGER BÜRO-FACHGESCHÄFT stationery shop (9:30 - 8pm daily, closed Sunday)
- Approx 12:30 / 1pm VIKTUALIENMARKT – outdoor market (Mon-Fri 10am-6pm, Sat 10am-3pm, closed Sunday)

AFTERNOON

- Toilets – Rathaus information centre – go to the small entryway to the left, leads into a courtyard – toilets on the right under overhang. 0.50 euro
- Church photo stop - Asamkirche
- ISARTOR - Old wall gate ruins
- Shopping along Neuhauser Street (open until 8pm)
 - TK Maxx
 - C & A Clothing shop
 - Kaufingertor Passage München
 - KAUT-BULLINGER Büro-Fachgeschäft – stationery
 - Künstlerbedarf Schachinger – art & craft shop – not a must mostly looks like paints (open 10am – 7pm daily, Sat 10am – 6pm, closed Sunday)
 - MAC cosmetics (near town square) – not a must
 - KARSTADT MÜNCHEN BAHNHOFSPLATZ - department store (open Mon to Sat 9:30am to 8pm)

<https://www.muenchen.de/int/en/shopping/typical-munich/karstadt-bahnhofplatz.html>

Evening - 20 min walk back to the hotel, 6pm Dinner

Only if have time

- Residenz Palace – 7 euro – not a must do, more of a museum than a palace
- Alte Pinakothek – photo stop after Residenz
- Far out of the way and not a must do - Expensive shopping street w/ old buildings

DAY 39 – Saturday 19th Oct – Munich – can swap with day 41

Need to take passport for train day trips

Lake Chemisee & Herrenchiemsee New Palace Day Trip

- Depart hotel at 7:55am, walk 10 min to Munich main train station
- 8:17am – depart Munich train (arrives 9:10am)
 - Bayern ticket (32 euro for both of us) is valid from 9am only on weekdays. So we can get an earlier train this day as it's Saturday (Bayern ticket is valid all day)
 - You can use all trains and IC Bus services indicated on your ticket. You can use any local train (i.e. RE, RB, S)
 - Your ticket is valid for as many journeys as you want in the relevant federal state during its period of validity, regardless of the connection indicated – do NOT need to buy a return ticket, use the same ticket to get back to Munich
 - If buy from a ticket counter instead of a machine, 2 euro extra
 - Note that Euro-City (EC) trains connect Munich and Salzburg nonstop and therefore do not stop in Prien
 - Take the train that is heading for Salzburg (on the same line)
- 9:10am – arrive prien a chemise staton, walk 5 min to bakery for lunch (only a café at the palace and 1 restaurant on the island - Schlosswirtschaft Herrenchiemsee \$\$)
 - Bäckerei Konditorei A. Müller GmbH, Marktpl. 8, 83209 Prien am Chiemsee
 - Miedl GmbH
- 10am – walk 30 min to waterfront (the train only runs during summer season) only summer timetable currently available
- 11am – arrive at the waterfront, boats depart every hour assume get the 11am boat. Takes 15 min
 - Tickets may be bought at the kiosk or on the boat itself
 - **Castle ticket - purchase your tickets at the ticket office at the pier BEFORE walking up to the Palace**
- 11:30am - arrive at island + walk 20 min to the castle
- 12pm – castle tour in English ONCE per hour (lasts 35 min) + gardens
 - Use the bathroom
 - Doing the royal palace tour only – not the monastery
- 1:30 – 2pm – 10 min boat ride to the other island
 - Take the Fraueninsel-Herreninsel ferry to Chiemsee (ferry terminal is to the left of the palace in the direction we walked up to the palace – near the museum)
 - Benedictine abbey of Frauenwörth, located in the beautiful, unspoiled landscape at the edge of the Bavarian Alps on Fraueninsel Island.
- 3:30 – boat ride back to prien a chemise. Boats back to mainland stop around 7:30 – 8pm
- 5:00 – train back to munich (leave at 4:50, trains are once per hour)
- 6pm – arrive back at munich train station
- OR
- Have dinner in Prien a Chemisee then get the train straight back to the hotel. Note that sunset is around 6:10pm

Dinner at Ratskeller Munchen in Marienplatz (traditional Germany food)

Palace opening hours

- April to mid-October from 9 am to 6 pm
- Mid-October to March from 9:40 am to 4:45 pm
- Last tours of the palace start an hour before closing time

Train directions





8:17am train

Munich central station – Platform 11 - 55 min / 3 stops to Prien a Chiemsee (arrive 9:12am)
Railjet

8:56am train

Munich central station – 9 min non-stop to
RB 27023Mühldorf(Oberbay) (platform 8)

8:56am train involves 2 changes

München Hbf Gl.5-10 Prien a Chiemsee	07:56 08:51	0:55	0	M	32,00 EUR	42,20 EUR	Return journey
 Show details							
München Hbf Prien a Chiemsee	08:17 09:12	0:55	0	RJ	39,80 EUR	52,00 EUR	Return journey
 Show details							
München Hbf Gl.5-10 Prien a Chiemsee	08:56 09:51	0:55	0	M	32,00 EUR	42,20 EUR	Return journey
 Show details							
München Hbf Gl.5-10 Prien a Chiemsee	09:55 10:51	0:56	0	M	32,00 EUR	42,20 EUR	Return journey
 Show details							

Return train

4:06 – 4:56pm (50 min) – direct
4:44 – 5:31pm (47 min – direct)
5:06 – 5:56pm (50 min – direct)
6:06 – 6:56pm (50 min – direct)

Return journey on 19.10.19 Print view

Station/Stop	Time	Duration	Chg.	Products	Savings fares	Flexpreis
<div> <div>^ Earlier</div> <div>Price for all passengers including discounts, Outward and return journey*</div> </div>						
Prien a Chiemsee München Hbf Gl.5-10	16:06 17:06	1:00	0	M	71,80 EUR	94,20 EUR
<div>Show details</div>					<div>To offer selection</div>	
Prien a Chiemsee München Hbf	16:44 17:41	0:57	0	EC	79,60 EUR	97,00 EUR
<div>Show details</div>					<div>To offer selection</div>	
Prien a Chiemsee München Hbf Gl.5-10	17:06 18:06	1:00	0	M	71,80 EUR	94,20 EUR
<div>Hide details</div>					<div>To offer selection</div>	
Station/Stop	Time	Platform	Products	Further information		
Prien a Chiemsee	dep 17:06	2	M 79036	Meridian Direction: München Hbf Gl.5-10		
München Hbf Gl.5-10	arr 18:06	10		Number of bicycles conveyed limited, Behindertengerechte Ausstattung Operator: Meridian		
<div>Show intermediate stops</div> <div>Remember <input type="checkbox"/> Enter into calendar <input type="checkbox"/></div>						
<div> <div>Please note</div> <div>runs daily, not 9. until 17. Sep 2019</div> </div>						
<div> <div>Station information</div> <div>Map view</div> </div>						
<div>Valid from 09:00 on Mon-Fri and all day Sat, Sun and public holidays</div> <div>Incl. transport association usage</div> <div>Cancellation excluded</div> <div>Show condition details</div>		<div>Valid from 09:00 on Mon-Fri and all day Sat, Sun and public holidays</div> <div>Incl. transport association usage</div> <div>Cancellation excluded</div> <div>Show condition details</div>		<div>Valid from 09:00 on Mon-Fri and all day Sat, Sun and public holidays</div> <div>Incl. transport association usage</div> <div>Cancellation excluded</div> <div>Show condition details</div>		
<div>71,80 EUR</div>		<div>94,20 EUR</div>		<div>116,80 EUR</div>		

The following list shows you the time you approximately need for moving around and visiting the sights:

Boat trip from/to Prien-Stock c 20 minutes one way
(www.chiemsee-schiffahrt.de)

Carriage ride to the Royal Palace c 15 minutes one way
(only from mid-April to the end of October)

Footpath to the Royal Palace c 20 minutes one way

Guided tour of the Royal Palace c 30-35 minutes

Visit to the **Ludwig II Museum** c 30-45 minutes

Visit to the **Augustinian Monastery** with Art Galleries c 60-90 minutes

DAY 40 – Sunday 20th Oct – Munich – Rothenberg Day Trip

Day trip Romantic Road, Rothenburg and Harburg (tour only available Sun & Wed)

- Depart hotel at 8am
- Walk 5 min to tour departs 8:30am from Bahnhofpl.7 80335 Munich bus stop (just in front of Munich main train station) – company is Take Tours?
- Harburg
- Rothenberg (3hrs)
 - Schneeball (pastry) – dough with flavouring e.g. lemon – mainly in Rothenberg – not a must
 - Christmas shop - Kathe Wohlfahrt Christmas Store (15 min)
 - Climb the Rauthaus Tower (2.50 euro)
 - Iconic photo in the street - Plonlein (15 min)
 - Photo spot - Galgengasse street
 - Wander around town (30 min)
 - Walk on the ramparts - old wall (1 hr max - takes 2 hours to do the whole thing) - Access via Klingentor - You will find stairs leading up to a covered walkway next to all the main gates into town. The circuitous route is 4km long and will take you right the way around the city passing the 40 different towers and gates. The walk can be done in any direction and will give you a real birdseye view of the whole town.
 - Markusturm (Marcus Tower) - viewpoint

Only if have time

- St. James's Church, Rothenburg ob der Tauber
- Tauber Bridge (not a very good view)
- Burggarten - Castle Garden - view over the town
- Skip (paid entry) the Christmas museum- Deutsches Weihnachtsmuseum - Address: Herrngasse 1, 91541 Rothenburg ob der Tauber 8 The Master Builder's House (Baumeister)
- Cute old timber house - on outskirts - Gerlachs Schmiede

EVENING

- Dinner in Munich at CA`D`ORO - Italian restaurant

Accommodation: *Hotel Metropol Munchen (pre-paid)*

DAY 41 – Monday 21st Oct – Munich – can swap with day 39

MORNING

- Depart hotel at 9am, 8am if going to Mum's craft shop
- Walk to main train station Hauptbahnhof
- SCHLOSS NYMPHENBURG
 - 16 Oct-Mar 10am-5pm
 - 6 euro entry

Public Transport

- S-Bahn (suburban railway) to "Laim", then bus to "Schloss Nymphenburg"
- U-Bahn (underground) to "Rotkreuzplatz", then tram to "Schloss Nymphenburg"
- Bus station outside Munich Central train station - Hauptbahnhof - 11 stops (12 min) to Romanplatz
- Walk 15 min from bus stop to the palace (stay on the left side of the road after get off the bus, to Gaßnerstraße street, left onto Romanstraße then turn right and you'll be at the palace)

Craft shop for mum

- Walk to main train station Hauptbahnhof
- Take U5 bronze line (8 min, 6 stops) to Laimer Platz
- 7 min walk to Il Cocolino I BERNINA Nähmaschinen craft shop

From craft shop to the palace

- Walk 3 min to bus stop Hirschgartenallee (in front of McDonald's – get a shake?)
- Aidenbachstraße Orange bus 51 (6 min, 5 stops). Could also take the navy blue 151 line
- 10 min walk to the palace

Only if have time – not a must do - BLUTENBURG CASTLE (outside only)

- Sat & Sun 2pm to 5pm Mon - Fri 10am - 4pm
- After crossing the Nymphenburg's park and exiting from the back, one can walk to Blutenburg in 10-15 minutes. If you going to Blutenburg only, there are public transportation options. Take U-Bahn to the Moosach station and walk about fifteen minutes to the castle. If you are not very keen on walking, take S-Bahn to the Pasing station, from where the number 56 bus goes directly to the castle.
- The castle can be easily reached from the train station "Pasing" on the Munich transport network. This station is a central hub in Munich's west, and as such can be reached relatively quickly from anywhere in Munich and the surrounding area.

AFTERNOON

- Leave the palace around 12pm then 45 min to lunch spot
 - Head out the front of the palace to the right
 - 45 min walk to Romanplatz metro stop
 - Red U2 line (12 min / 11 stops) to Hauptbahnhof (main train station)
 - Exit station, walk 2 min to bus stop Hauptbahnhof Süd (orange line 7 min / 4 stops) to
 - Pinakotheken
- Photo stop - Alte Pinakothek, Barer Str. 27, 80333 München, Germany
- 1:30pm Lunch
 - Steinheil 16 – german food (big schnitzel) - Steinheilstraße 16, 80333 München, Germany
 - Plenty of other food places in this area
- ELISABETHPL. 1 – stationery (open 8:30 – 8pm, Closed Sunday - Not a must)
- Gelato - DER VERRÜCKTE EISMACHER - IM WUNDERLAND (there are more gelato places in this area)
- Englischer Garten (approx. 2 hrs)

The closest public transportation stops are:

- Subway: U 3,4,5, and 6 to "Marienplatz"
- S-Bahn: S 1,2,4,5,6,7, and 8 to "Marienplatz"
- Bus 54 and 154 to "Chinesischer Turm "
- Tram 17 to "Tivolistraße"

Things to see:

- Royal Court Garden (Hofgarten)
- Kleinhesselohrer Lake
- Monopteros im Englischen Garten - good view across munich
- fountain with stairs not a must do Friedensengel
- photo stop Maximilianeum
- Eisbachwelle – artificial waves where people surf (not a must do)

Take one of these metro stops (park is a few blocks on the right) - head up to the english garden then down to the Klein lake ending near the residenz museum

- Dietlindenstraße (best one - head straight into the park, turn left then walk straight down)
- Münchner Freiheit
- Giselastraße

EVENING

- Approx 6:30pm - Neues Rathaus - Main town hall
 - Observation Deck viewpoint - 4 euro
 - Do at night - Open until 8pm
 - Sunset around 6:10pm
- Dinner

DAY 42 – Tuesday 22nd Oct – Munich – Castles day tour

Day Trip Neuschwanstein Castle and Linderhof

- Depart hotel at 8:05am
- Walk 6 min to pickup point
- Tour departs 8:30am from Bahnhofpl. 7, 80335 München, Germany
- Linderhof Palace (1hr) – do the exterior / gardens only, not the interior of the palace
- Oberammergau (30 min - quick food stop)
- Neuschwanstein castle (3.5 to 4 hours)

4 hours at the castle

- 45 minute walk up to the top
- 15 min wait for tickets
- 15 min before required queuing time
- 35 min tour inside
- 15 minute contingency in case get lost
- 45 minute for the bridge and photo spots (Skywalk and road up to the castle) - 15 min walk one way from the castle
- 10 min walk beyond the bridge for photos
- 40 min walk back to the town
- 15 min walk around town and snack

Neuschwanstein and Linderhof Royal Castles Tour from Munich 2019 -

<https://www.viator.com/en-AU/tours/Munich/Royal-Castles-of-Neuschwanstein-and-Linderhof-Day-Tour-from-Munich/d487-285016?mcid=56757>

DAY 43 – Wednesday 23rd Oct – Munich – Frankfurt

MORNING

- Wake up at 8am
- Hotel check out at 9am
- Walk 10 min to Munich main train station
- Train departs Munich main station at 9:51am
- Arrive Frankfurt at 1:04pm (trip is 3hr 15 min)
 - Omio ticket with QR code (paid on 15 July 2019)
- Turn right from the train station, walk 5 min to Townhouse Hotel (left side of the street) - Münchener Str. 42, 60329 Frankfurt am Main, Germany

AFTERNOON

- Lunch at Restaurant Klosterhof (open from 11:30am) – Trapistenschnitzel or Schlägler Chorherrenschnitzel
- Main tower – observation deck
 - Opening hours: <https://www.maintower.de/en/observation-deck-more/opening-hours/>
 - Usually Sun to Thur - 10am to 7pm, Fri & Sat - 10am to 9pm
- Walk the city centre
 - Alte Oper - Frankfurt Opera House – photo stop (approx. 5 min from the main tower)
 - MUJI Frankfurt - 10am to 8pm Mon to Sat, closed Sunday
 - Paperchase - Karstadt, Zeil 90, 60313 Frankfurt am Main, Germany (10am - 8pm daily, closed Sunday)
 - idee. Creativmarkt Frankfurt (next door to Paperchase)
 - Not a must - Moleskine Store - Frankfurt - Bockenheimer Straß
 - Kleine Markethall for afternoon tea – pastries, cheese
- GALERIA KAUFHOF FRANKFURT AN DER HAUPTWACHE - Department store – has a cafe with view on rooftop
- Primark
- ~~• MYZIEL – upmarket shopping centre – not a must~~
- ~~• If have time – fresh food market stalls – Mon to Fri – 10am to 6pm, Sat – 10am to 4pm, Sunday – closed~~
- St. Paul's Church
- Iron Bridge
- Frankfurt Cathedral / The Dome - Cathedral of St. Bartholomew (Dom St. Bartholomäus)- 3 euro – 328 steps
 - **Tower 9am-6pm Apr-Oct**
 - 10am-5pm Nov-Apr
- Walk along the riverfront
- Bridge - Eiserner Steg

EVENING

- 6:30pm dinner at ?
- Römerberg (town square) lit up at night

DAY 44 – Thursday 24th Oct – Frankfurt – Marburg day trip

MORNING

- 9 - Breakfast included at hotel – what time does breakfast end?
- Sleep in
- Depart hotel at 9:30am
- Walk 5 min to main train station
- Bakery pitstop?
- Train departing 9:51am for Marburg
 - ~~8:51am – 9:49am (RE) – 1hr – too early for Bayern ticket~~
 - 9:21am – 10:20am (RE) – 1hr
 - **9:51am – 11:04am (RB) – 1hr 15 min**
 - 10:51am – 11:50am (ICE) – 1hr
 - 11:20am – 12:20pm (RE) – 1hr
 - Bayern ticket is valid from 9am (until 3am the next morning)
<https://www.bahn.com/en/view/offers/regional/regional-day-tickets.shtml>
 - Price of a Bayern ticket is the same as buying once you get there so buy once get there
 - The main condition of the Bavaria Ticket is that only local and regional trains may be used – i.e. no Inter-City (IC/EC) or Inter-City-Express (ICE) trains. We need a **Hessen** region ticket
 - \$60 AUD for both of us for the day 36 euro for a Bayern ticket for up to 5 people
 - Remember to write the name(s) of the traveler(s) in ink on the ticket before boarding & date
 - 2 euro cheaper if buy from a vending machine instead of a ticket window (i.e. a person)
- Collect tourist map from Marburg station
- Walk 15 – 20min into town, exit train station onto Bahnhofstraße 12, walk past Elizabeth Church
 - If didn't find a map at the train station - Tourist map of brother's grim route from tourist information centre - Marburg Stadt und Land Tourismus GmbH - Erwin-Piscator-Haus, Biegenstraße 15, 35037 Marburg, Germany
- Gelato - Eiscafé I Trulli (open 9am to 7pm) – 25 min walk from the train station
- Pretty streets with timber-framed houses - Barfüßerstraße, Marktgasse and Wettergasse on the way to the castle
- Elevator up to the castle - Pilgrimstein 28A, Marburg, Germany – can't find on Google Maps
- Marburg Castle (Landgrave Castle) – outside only, don't go inside. Good view from the top
- Lunch at ? (menu's online are all in German)
- Only if have time Walk 30 min along the river and up the hill to viewpoint - Kaiser Wilhelm Tower, Hermann-Bauer-Weg 2, Marburg, Germany, +49 6421 682129 – 167 steps to the top

AFTERNOON

- Train back to Frankfurt
 - 1:35pm – 2:40pm (RE)
 - ~~2:04pm – 3:10pm (1hr 5 min) (ICE) – can't take ICE train on Bayern ticket~~
 - 2:50pm – 4:15pm (RB) (1.5hr)
 - 3:35pm – 4:40pm (RE) – 1hr
 - ~~4:04 – 5:09pm (ICE) – can't take ICE train on Bayern ticket~~
 - 4:50pm – 6:15pm (RB) (1.5hrs)

EVENING

- Supermarket for last chocolate before tomorrow's flight (REWE supermarket near train station & our hotel closes at 10pm) Flight check in, Dinner at ?\

DAY 45 – Friday 25th Oct – Frankfurt

- Check out of hotel at 9am
- Walk 5 min to Frankfurt main train station
- Train 10 min to Frankfurt airport (3 stops) - S9 green or RE train
 - 9:02 – 9:12am
 - 9:08, 9:17, 9:29 etc. (every 10 min)
- Get to airport at 9:30am
- Depart Frankfurt at 12:30pm

DAY 46 – Saturday 26th Oct – Frankfurt - Brisbane

- Arrive in Singapore at 6:50am (12hr 20 min)
- 2hr 50 min hours to next flight
 - Go to the Jewel
- Depart 9:40am
- Arrive back in Brisbane 7:30pm (8 hours)

Sunday 27th October recovery day

Rachael back at work on Monday 28th October, Mum fly home